



WMPAC Network Contract Performance Outcomes

WMPC Quarterly Performance Report



Addressing Safety, Permanency, and Well-being for Children in Foster Care in Kent County

West Michigan Partnership for Children (WMPC) is a nonprofit organization in Kent County that is facilitating a performance-based funding model through a contract with the Michigan Department of Health and Human Services (MDHHS). The performance-based funding model is intended to improve outcomes for children and families; allow for the effective allocation of resources to promote local service innovation; create service efficiencies; and incentivize service providing agencies to be accountable for achieving performance standards. This report outlines performance measures that indicate how the WMPC network is achieving the intended outcomes.

Safety, Permanency, and Well-being are the three goals of the Federal Child and Family Services Review (CFSR) and are best interest principles for the West Michigan Partnership for Children foster care network. To oversee progress toward these principles, WMPC monitors over 30 measures governed by three primary entities; Modified Implementation, Sustainability, and Exit Plan (MISEP) Key Performance Indicators (KPIs), Federal Child and Family Service Review (CFSR) Performance Outcome Measures, and WMPC Network Contract Measures. All of these measures are outlined in this report.

MISEP Key Performance Indicators

Children's Rights, the State of Michigan, and the MDHHS have worked together since 2006 as an effort to reform Michigan's child welfare system. The initial Implementation, Sustainability, and Exit Plan (ISEP) was originally submitted in 2008 and in 2019 the MISEP was submitted to continue in its place. The KPIs outlined in the MISEP establish benchmarks and standards for measures that address children's safety, permanency, and well-being while in care. Several benchmarks were revised to include incremental yearly increases, which was more realistic given Kent County and statewide historical performance. Along with these additions and adjustments, WMPC continues to be held accountable for all the state Key Performance Indicators.

Federal Performance Outcome Measures

These measures correspond with the Children's Bureau data measures outlined in the Child and Family Service Reviews (CFSRs), or reviews of state's child welfare systems, to see progress toward federal standards and engage systems in improving families' experiences. WMPC receives County and consortium data measures aligned with CFSRs. Similarly to MISEP, permanency benchmarks were revised to include incremental yearly increases. WMPC continues to be held accountable for all Federal Child and Family Services Review data measures.

WMPC Network Contract Measures

The WMPC network has implemented additional performance measures. These measures are centered around the impact foster care has on children and families and are related to residential and shelter utilization, increasing community, in-county, and relative placements, and licensing more relative and non-relative foster homes.

FY24 Contract Performance Measures

Contract includes the following thirteen measures: 1. Well-being: (a) Medical-Initial, (b) Medical-Periodic, (c) Dental-Initial, (d) Dental-Yearly, 2. Permanency: (a) Worker-Parent Visit, (b) Parent-Child Visit, (c) Return Home Visit, (d) Sibling Visit, (e) Permanency within 12 Months for Children Entering Care, 3. Safety: (a). Licensed Unrelated Foster Homes, (b) Initial Service Plan Timely Completion, (c) Service Plan Approval and (d) Licensed Relative Homes.

WMPC Quarterly Performance Report



Total Children in Care

446

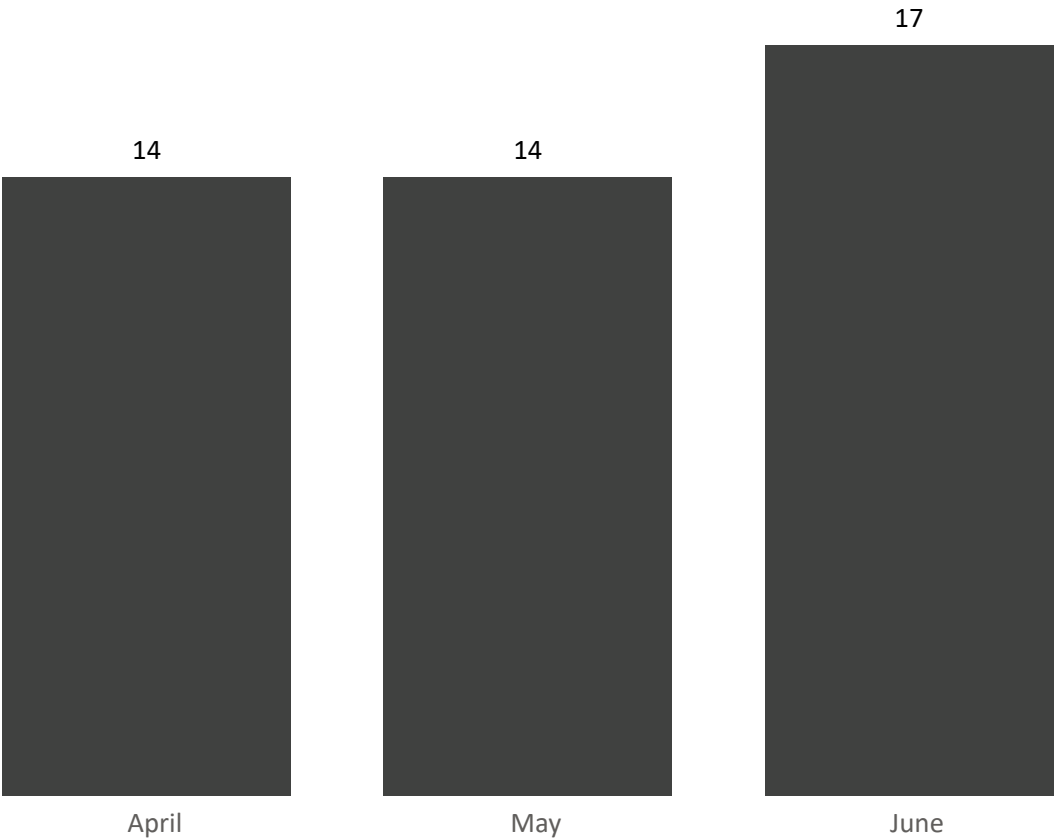
Children Exiting Care

35

Children Entering Care

45

Children Entering Care By Month



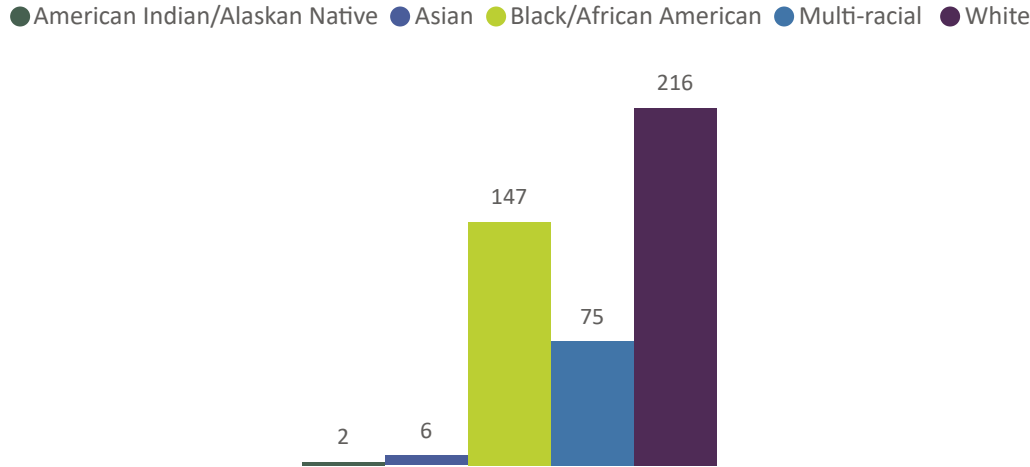
WMPC Quarterly Performance Report

Race and Children in Foster Care



Children in Care

In FY2024 Q3, there were more White children in care than any other race. This was followed by Black/African American.

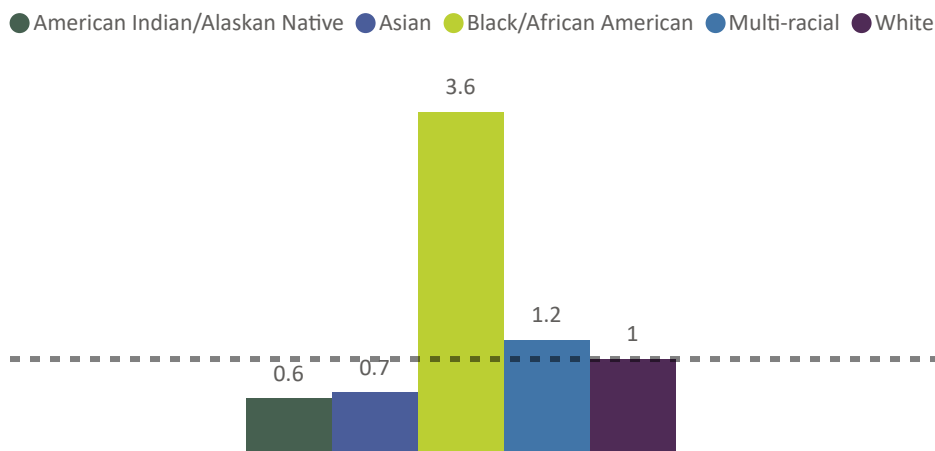


Racial Disproportionality

We used **Relative Rate Index (RRI)** to determine underrepresentation or over representation of a racial or ethnic group. RRI provides a comparison of each racial or ethnic group to a reference group. In this case, the reference group is White children since they are the majority group in Kent population of Children. To calculate RRI, we used the population demographics of Children in Kent County of ages (0-18) from US Population Census. **An RRI of 3 for some race implies that the race is 3 times more likely than White children to be in care.**

Racial Disproportionality: Children in Care

In FY2024 Q3, Black/African American children were the most over represented race in care at WMPC. Black/African American children were represented 3.6 times more in the active population in the WMPC network than White children. This is slightly more than the RRI of FY2024 Q2 of 3.4.



Source: WMPC Foster Care Population: Mindshare Active Child List, FY2024 Q3, accessed 7/2024

WMPC Quarterly Performance Report

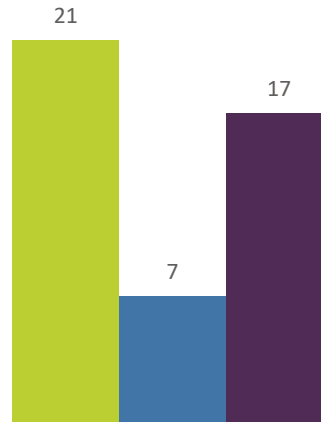
Race and Children in Foster Care Intakes and Exits



Children Entering Foster Care

45

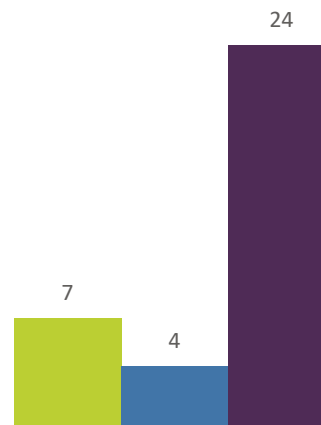
● Black/African American ● Multi-racial ● White



Children Exiting Foster Care

35

● Black/African American ● Multi-racial ● White



FY2024 Q3

Source: WMPC Foster Care Population: Mindshare Active Child List FY24Q3, accessed 7/2024

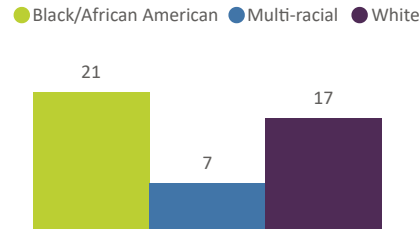
WMPC Quarterly Performance Report



Race and Children in Foster Care Intakes and Exits

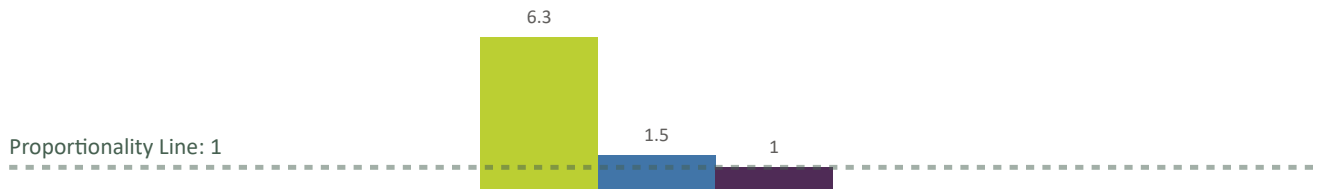
Entries in Care

In FY2024 Q3, 47% of children entering care at WMPC were Black/African American. This was followed by White children at 38%.



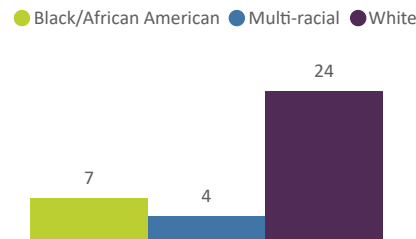
Relative Rate Index of Entries

In FY2024 Q3, Black/African American children were the most over represented race for children entering care at WMPC. Black/African American children entered into WMPC network 6.3 times than White children. This is two times FY2024 Q2 with RRI of 3.1.



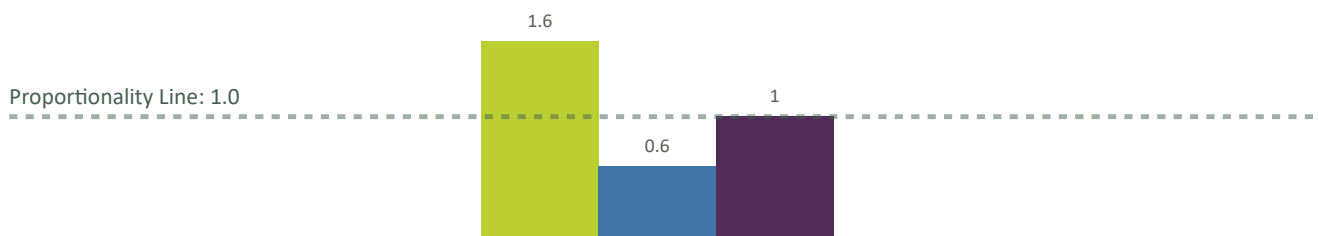
Exiting Care

In FY2024 Q3, 69% of children exiting care at WMPC were White. This was followed by Black/African American children who represented 20% of those exiting.



Relative Rate Index of Exits

Although, Black/African American children were the most over represented race for children entering care at WMPC in FY2024 Q3, they exited the WMPC network at a slightly higher rate (1.6) than White children. This is in contrast to FY2024 Q2 where Black /African American exited care 4 times more than White children.



FY2024 Q3

Source: WMPC Foster Care Population: Mindshare Active Child List FY24Q3, accessed 7/2024

WMPC Quarterly Performance Report

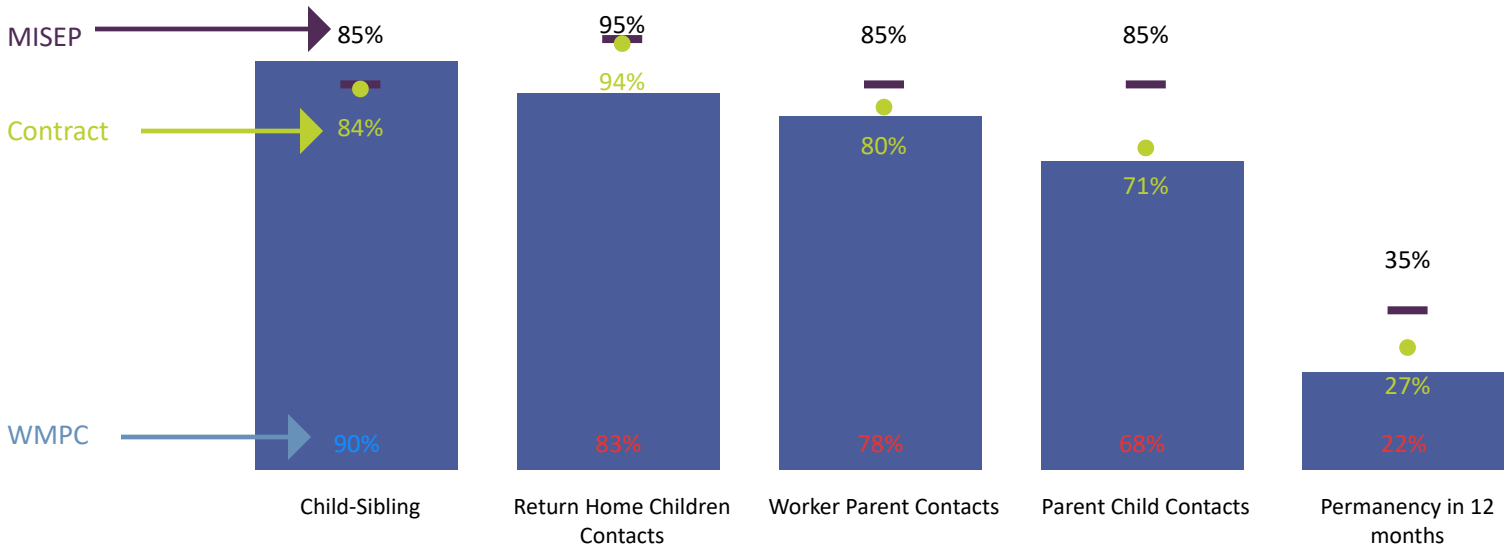


Contract Key Performance Indicators

The WMPC Network met contractual requirement for five (marked blue) of thirteen measures. These include: Child-Sibling, Initial Medical Exams, Periodic Medical Exams, Initial Service Plans and Children in Licensed Relative Providers. In addition, WMPC outperformed State averages in 8 of 12 measures.

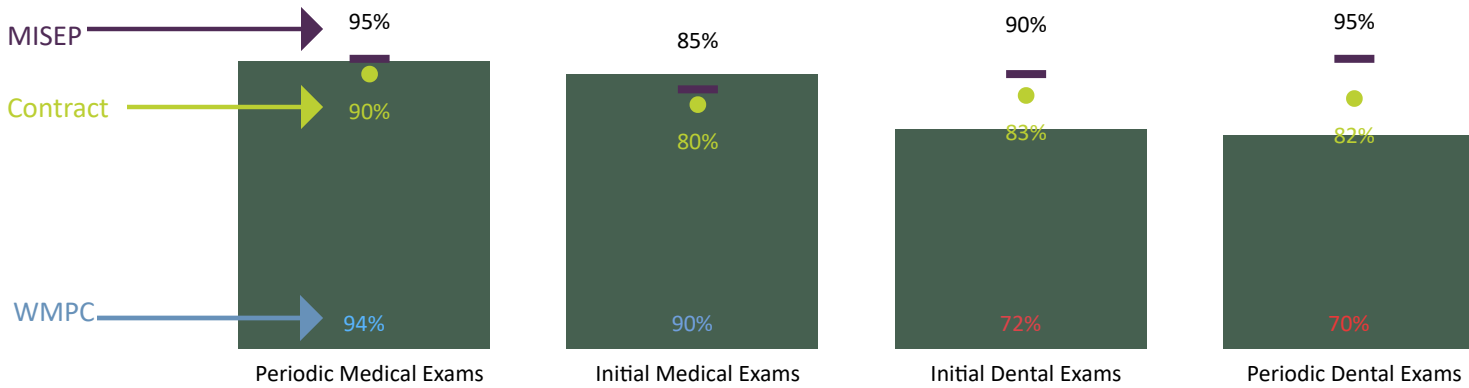
Permanency Performance Outcome Measures

The WMPC Network met the contract requirement for one of the five Permanency measures. This is for Child-Sibling. This performance is less than that of FY2024 Q2 which had two of five permanency measures met.



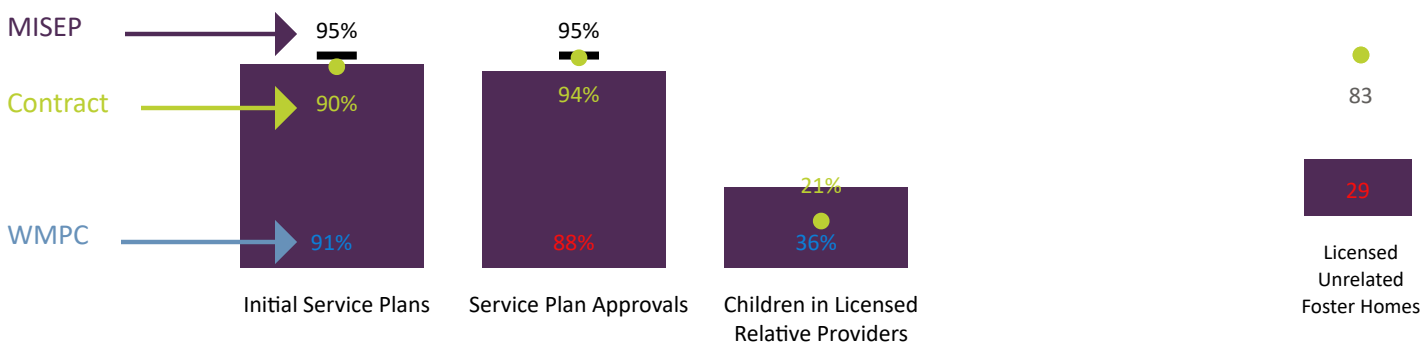
Well-being Performance Outcome Measures

The WMPC Network met the contract requirement for two of the four Well-being measures. These include: Periodic Medical Exams and Initial Medical Exams. This performance is consistent with that of FY2024 Q2.



Safety Performance Outcome Measures

The network exceeded contractual requirement for percentage of Licensed Relative Providers and Initial Service Plans. This represents two of four Safety measures. This performance is consistent with that of FY2024 Q2. The contract benchmark for Licensed Unrelated Foster Homes is annual.



WMPC Quarterly Performance Report



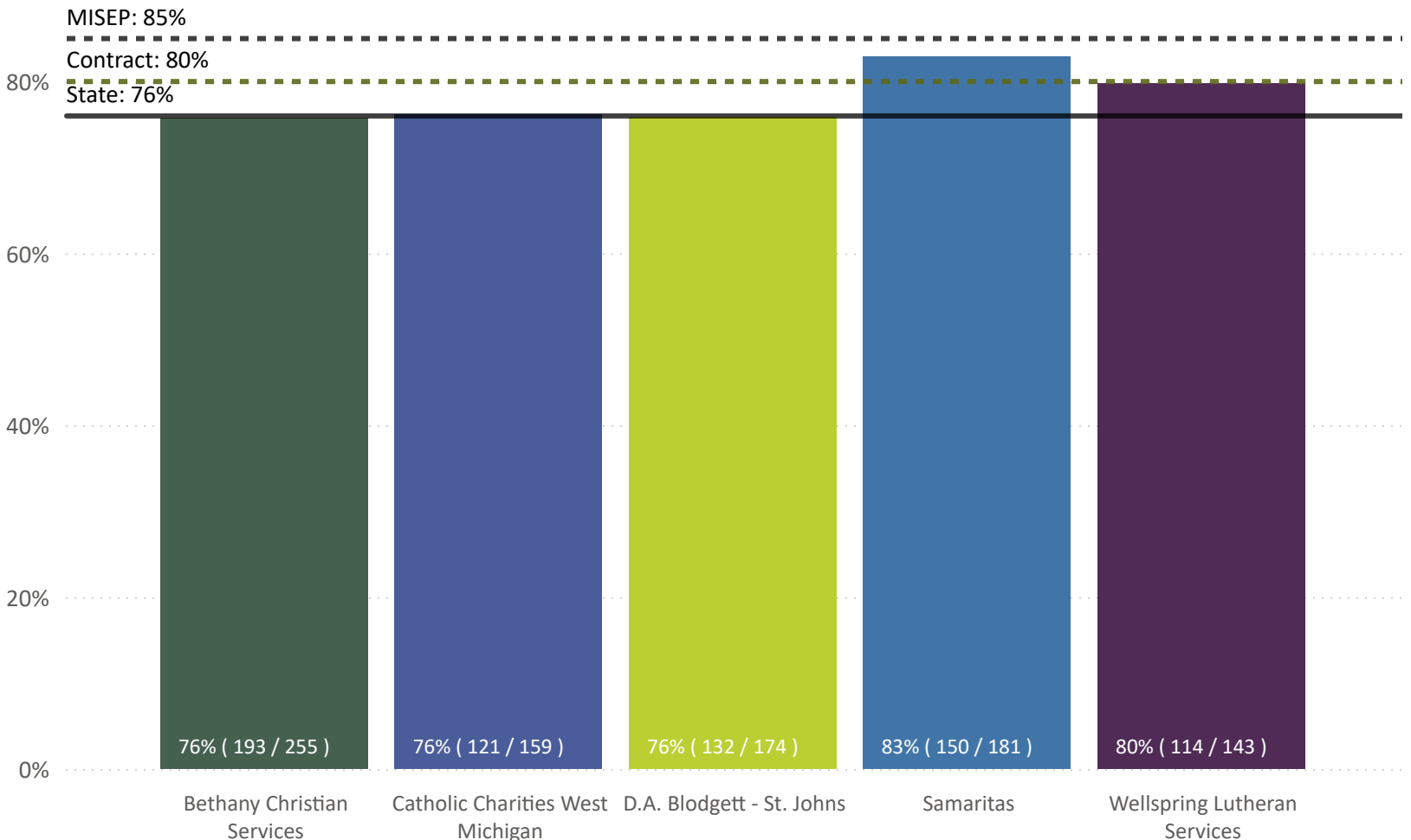
Worker-Parent Contacts

MISEP | Measure Definition: At least 85% of parents whose children have a permanency goal of reunification shall have face-to-face contact by the assigned caseworker in accordance with the guidelines in FOM 722-06H, which states the caseworker must have at least two face-to-face contacts with the legal parent or guardian, with at least one contact occurring at the parent or guardian's home or living environment, during the first month following initial out-of-home placement. In subsequent months the caseworker must have face-to-face contact with the legal parent or guardian at least once per calendar month. At least one contact each quarter must occur in the parent's residence.

WMPC Contract Amendment | Measure Definition: At least 80% of parents whose children have a permanency goal of reunification and are supervised by the Service Provider, shall have face-to-face contact by the assigned caseworker in accordance with the guidelines in FOM 722-06H by the end of FY2024 with annual goals 75% in FY2023 and 71% in FY2022.

Quarter 3 Performance

Seventy eight percent of parents for the network were visited in accordance with MISEP contract requirements. WMPC did not meet Contract benchmark of 80% but exceeded State average of 76%. All Agencies met or exceeded State average. FY24 Q3 performance of 78% is slightly less than FY2024 Q2 of 79% but better than FY2024 Q1 of 76%.



FY2024 Q3

Source: MiSACWIS Infoview KC-2006 CFC Social Work Contacts Timeliness by Agency, Accessed 7/2024;
State Performance: CSA Monthly Management Report, July 2024, Prior 3 Months

WMPC Quarterly Performance Report



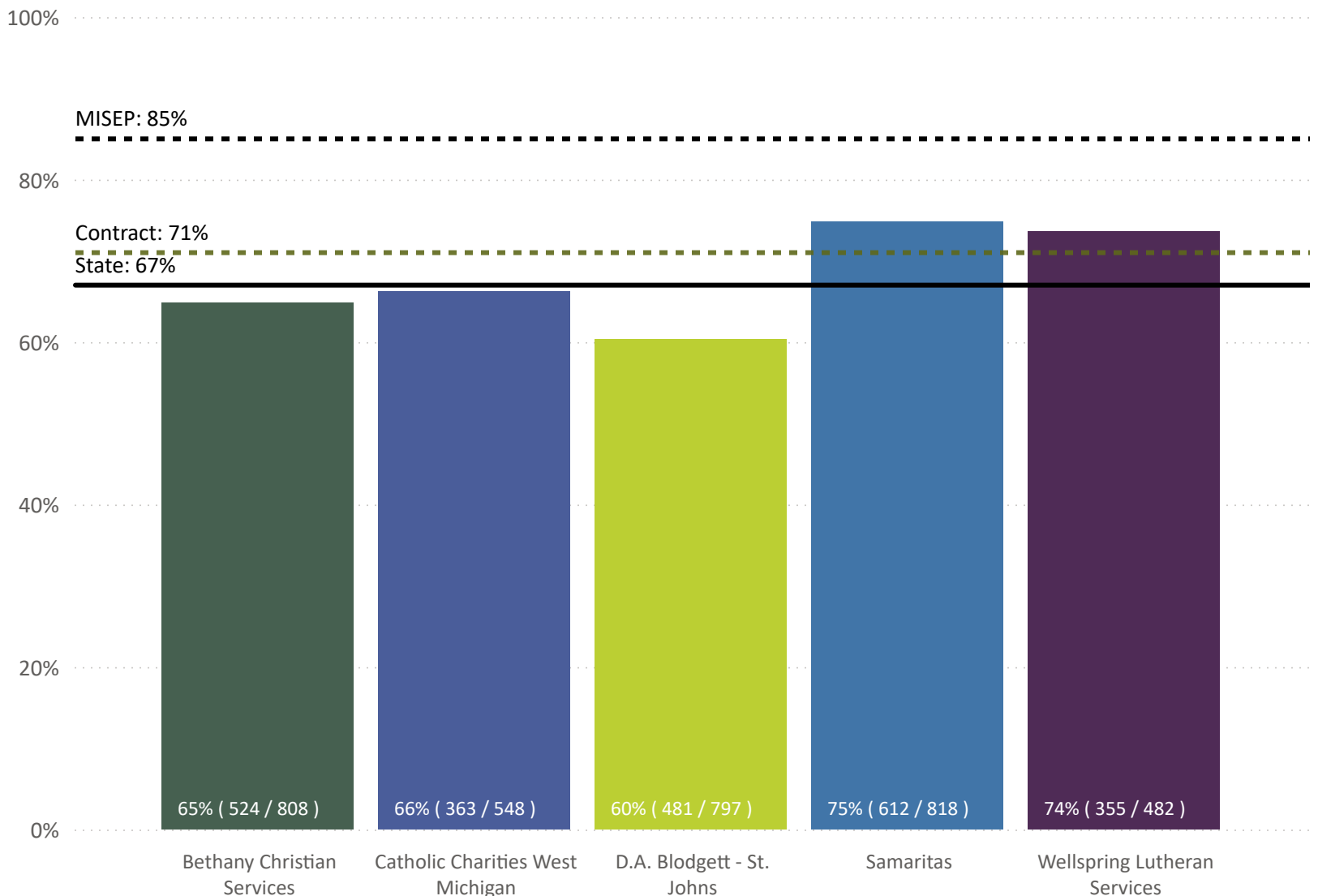
Parent-Child Contacts

MISEP | Measure Definition: No fewer than 85% of children with a goal of reunification shall have visitation with their parent(s) in accordance with Children's Foster Care Manual (FOM) 722-06I Policy. Parenting time is determined by the age of the youngest child of the sibling group in care at the time of removal. If the youngest child entered care between 0-5 years old, parenting time must occur twice per week. If the youngest sibling entered care at 6 years or older, parenting time must occur weekly.

WMPC Contract Amendment | Measure Definition: At least 71% of children with a goal of reunification shall have visitation with their parent(s) in accordance with the guidelines in FOM 722-06I Policy by the end of FY2024, with annual goals of 55% in FY2020, 59% in FY2021, 65% in FY2022 and 66% in FY2023.

Quarter 3 Performance

Sixty eight percent of children with a goal of reunification had parent visits in accordance with MISEP and contract amendment requirements. WMPC performance on this measure did not meet Contract benchmark of 71%. However, WMPC exceeded State average of 67%. FY24 Q3 performance of 68% is better than that of FY2024 Q2 of 67% but less than FY2024 Q1 of 70%.



FY2024 Q3

Source: MiSACWIS Infoview KC-2006 CFC Social Work Contacts Timeliness by Agency, Accessed 7/2024;
State Performance: CSA Monthly Management Report, July 2024, Prior 3 Months

WMPC Quarterly Performance Report



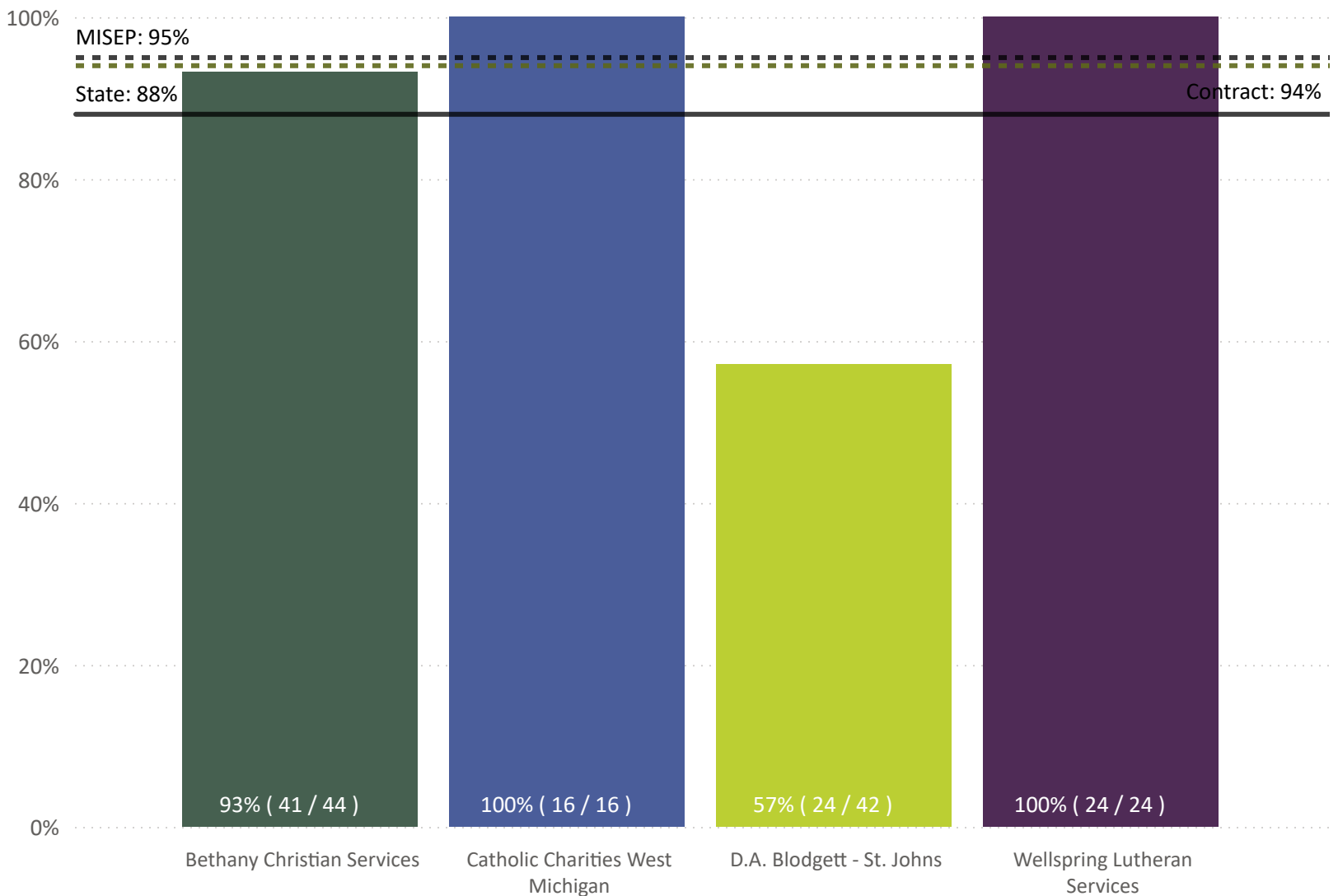
Returned Home Children Contacts

MISEP | Measure Definition: The caseworker must have weekly face-to-face contact in the home with at least 95% of the families (parent/legal guardian and the child) for the first month following reunification or parental placement, with at least one contact each month being a private meeting between the child and the caseworker.

WMPC Contract Amendment | Measure Definition: At least 94% of families that have been reunified or placed in parental home shall have visitation with a caseworker in accordance with the guidelines in FOM 722-06I Policy by the end of FY2024.

Quarter 3 Performance

Eighty three percent of families in the WMPC network had caseworker face-to-face contact in accordance with MISEP requirements. WMPC did not meet Contract requirement of 94% for contacts made with children who have returned home. There were no return home contacts for Samaritas. FY24 Q3 performance of 83% is less than that of FY2024 Q2 of 96% and FY2024 Q1 of 99%.



WMPC Quarterly Performance Report



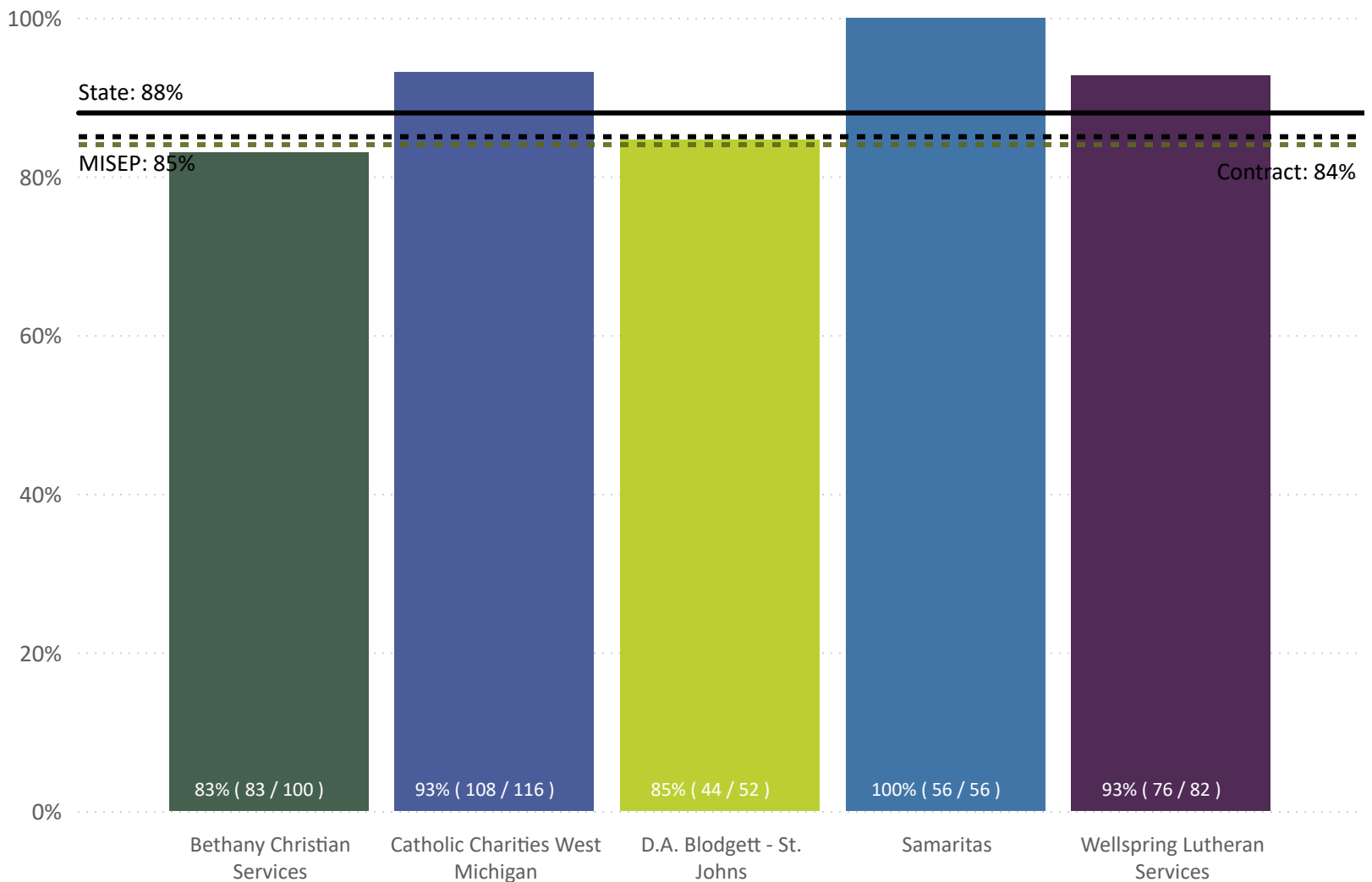
Child-Sibling Contacts

MISEP | Measure Definition: At least 85% of children in foster care who have siblings in custody with whom they are not placed shall have at least monthly visits with their siblings who are placed elsewhere in DHHS foster care custody, unless specified exceptions apply.

WMPC Contract Amendment | Measure Definition: At least 84% of children in foster care who have siblings in custody with whom they are not placed shall have at least monthly visits with their siblings in accordance with the guidelines in FOM 722-06I Policy by the end of FY2024.

Quarter 3 Performance

Ninety percent of children had sibling visits in accordance with MISEP and contract amendment requirements. WMPC performance on this measure met Contract benchmark of 84%. FY24 Q3 performance of 90% is better than that of FY2024 Q2 of 86% and FY2024 Q1 of 88%.



FY2024 Q3

Source: MiSACWIS Infoview KC-2006 CFC Social Work Contacts Timeliness by Agency, Accessed 7/2024;
State Performance: CSA Monthly Management Report, July 2024, Prior 3 Months

WMPC Quarterly Performance Report



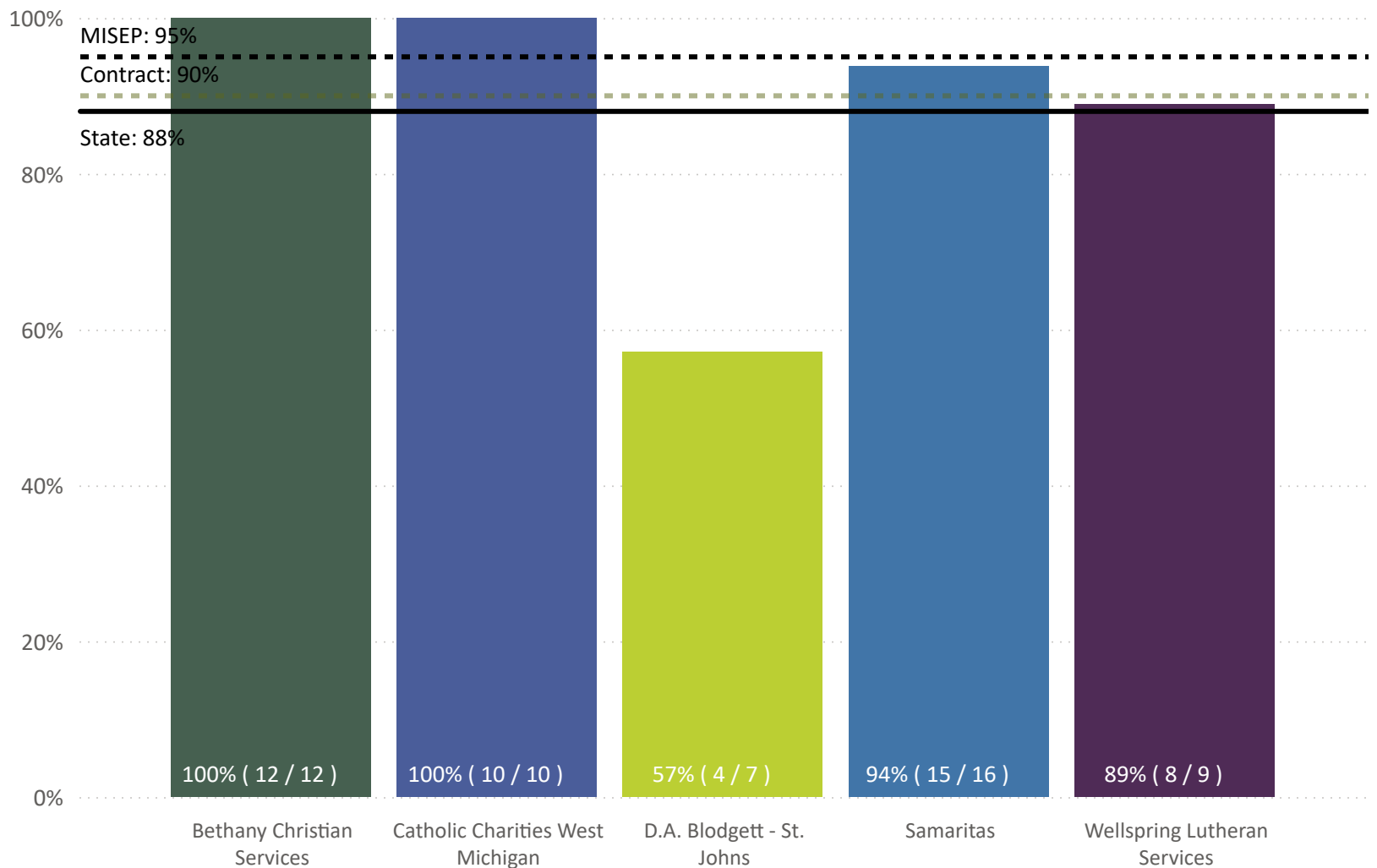
Initial Service Plans

MISEP | Measure Definition: At least 95% of children shall have an initial service plan completed within 30 days of entry into foster care.

WMPC Contract Amendment | Measure Definition: At least 90% of children supervised shall have an initial service plan completed within 30 days of entry into foster care, in accordance with the guidelines in FOM 722-06I Policy by the end of FY2024.

Quarter 3 Performance

Ninety one percent of children in the WMPC network had an initial service plan completed within 30 days of entry into foster care. WMPC network performance exceeded Contract benchmark of 90%. Three agencies of the network exceeded Contract requirement and the State average. FY24 Q3 performance of 91% is better than FY2024 Q2 of 86% but less than FY2024 Q1 of 94%.



FY2024 Q3

Source: MiSACWIS Infoview KC-2204 CFC Case Worker Service Plan Timeliness by Agency, Accessed 7/2024;
State Performance: CSA Monthly Management Report, July 2024, Prior 3 Months

WMPC Quarterly Performance Report



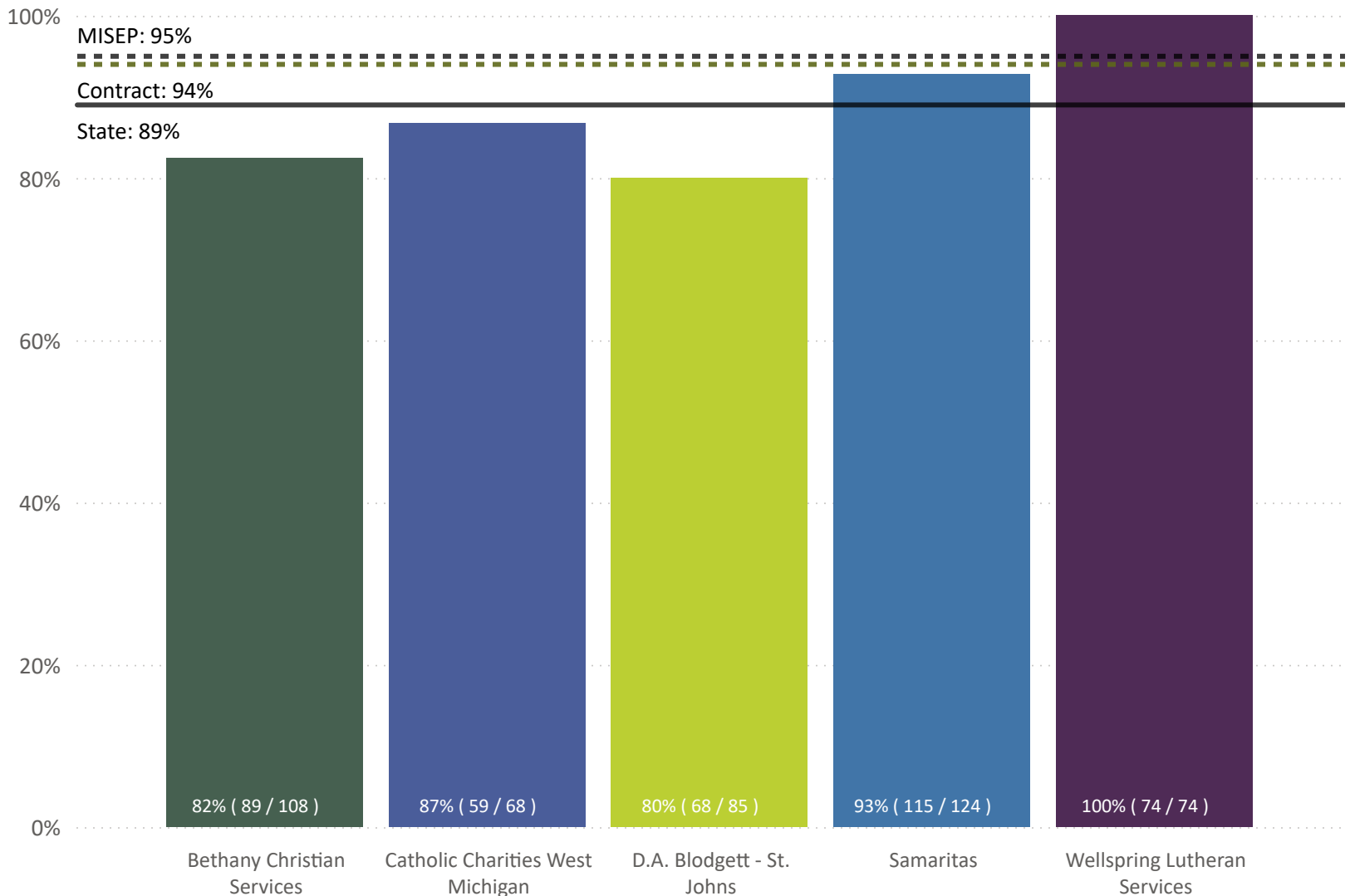
Service Plan Approvals

MISEP | Measure Definition: At least 95% of children shall have a case service plan approved within 14 days of case worker submission to the supervisor for review.

WMPC Contract Amendment | Measure Definition: At least 94% of children supervised shall have a case service plan approved within 14 days of submission to supervisor, in accordance with the guidelines in FOM 722-06I Policy by the end of FY2024.

Quarter 3 Performance

Eighty eight percent of children in the WMPC network had service plans approved timely. The network did not meet Contract and MISEP benchmark requirements for timely completion of service plan approvals. FY24 Q3 performance of 88% is less than FY2024 Q2 of 93% and FY2024 Q1 of 90%.



WMPC Quarterly Performance Report



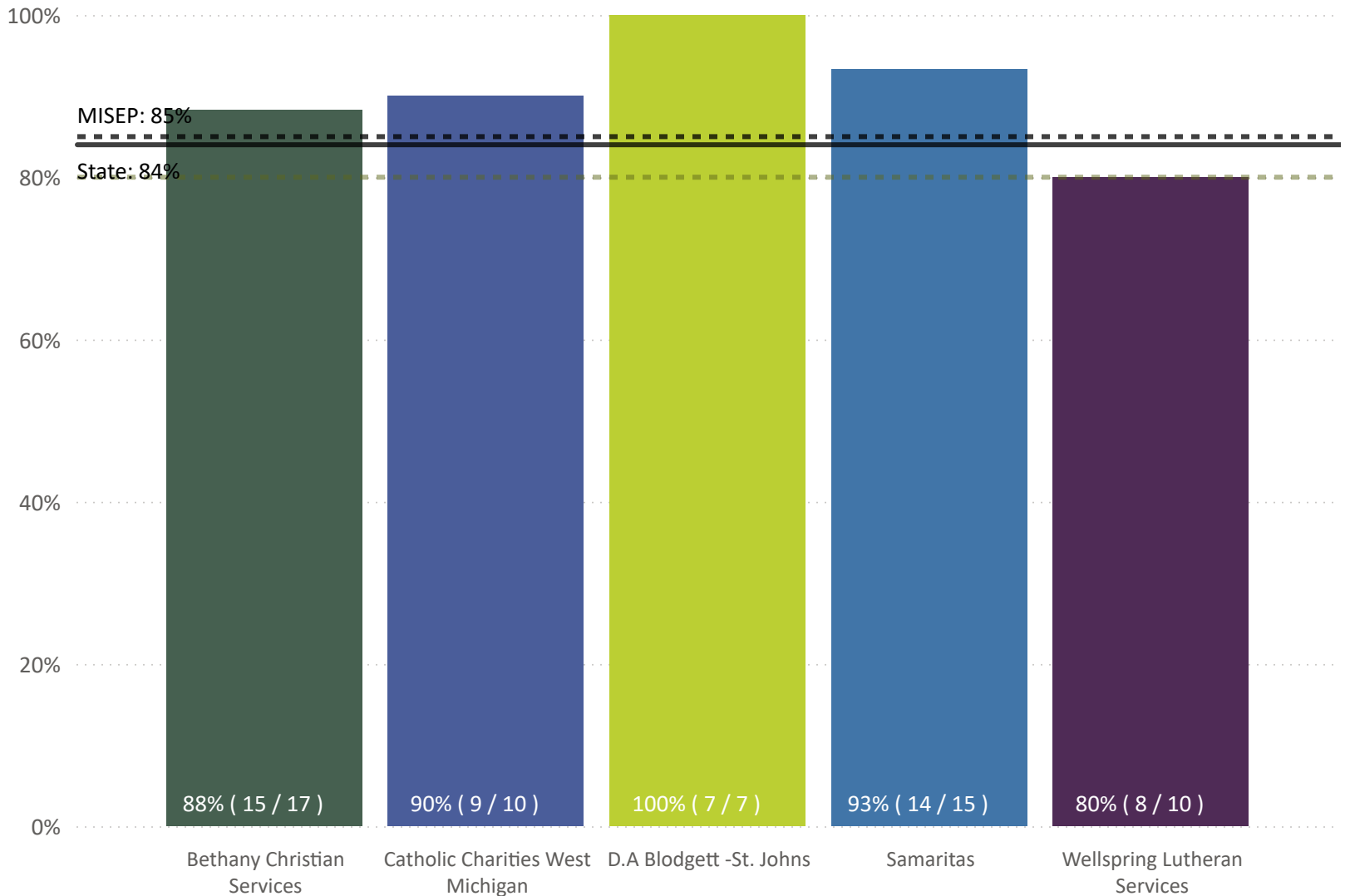
Initial Medical Exams

MISEP | Measure Definition: No fewer than 85% of children will have an initial medical exam within 30 days of removal.

WMPC Contract Amendment | Measure Definition: At least 80% of children supervised shall have an initial medical examination within 30 days of entry into foster care, in accordance with the guidelines in FOM 722-06I Policy by the end of FY2024.

Quarter 3 Performance

Ninety percent of children had an initial medical exam within 30 days of removal. The WMPC network exceeded both Contract and MISEP benchmarks in addition to surpassing State average of 84%. This performance is better than that of FY2024 Q1 of 88% and FY2024 Q2 of 86%.



WMPC Quarterly Performance Report



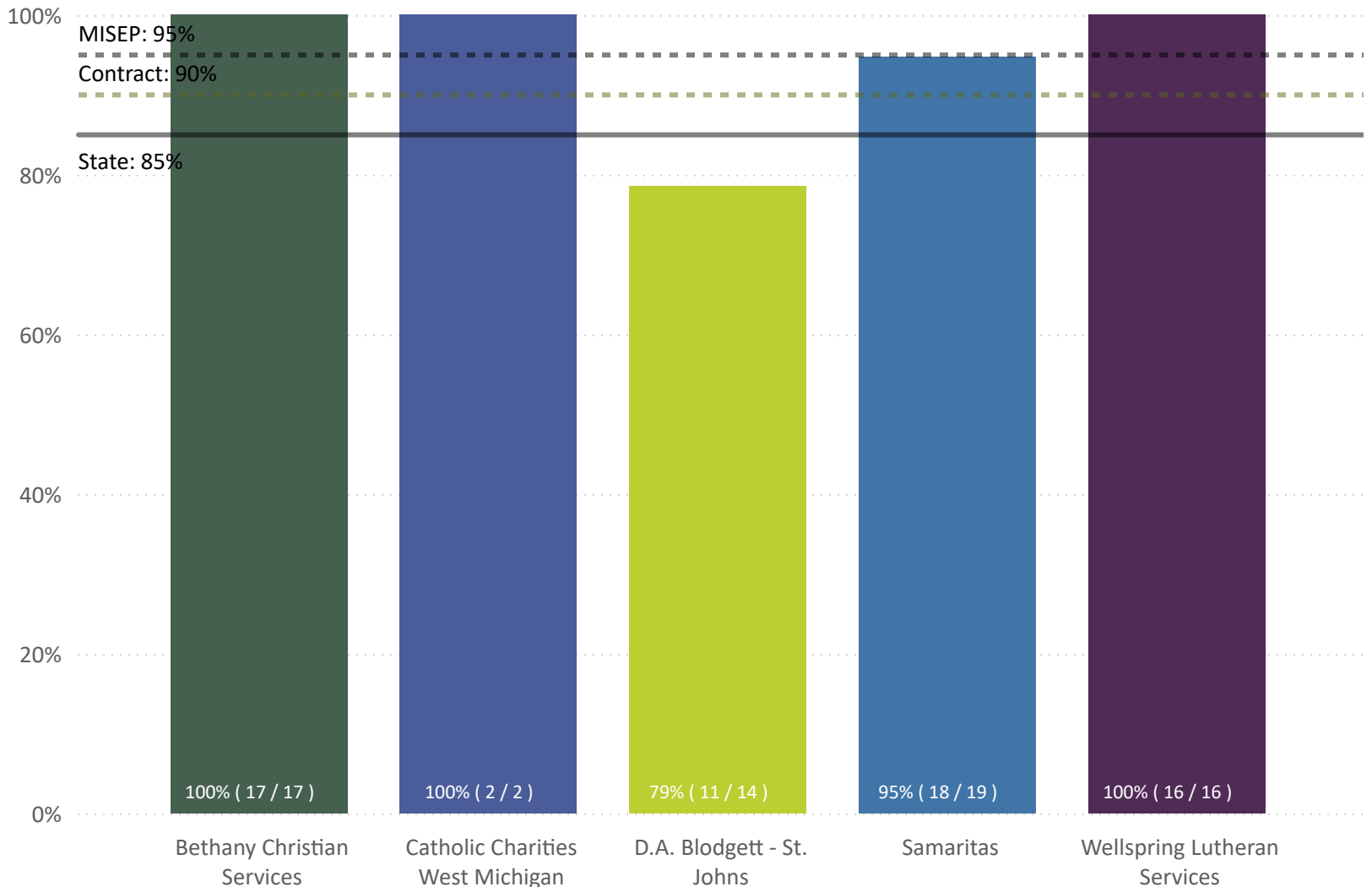
Periodic Medical Exams

MISEP | Measure Definition: Following an initial medical examination, at least 95% of children shall receive periodic medical examinations and screenings.

WMPC Contract Amendment | Measure Definition: At least 90% of children supervised shall have periodic and ongoing medical examinations and screenings according to guidelines set forth by the American Academy of Pediatrics, in accordance with the guidelines in FOM 722-06I Policy by the end of FY2024.

Quarter 3 Performance

Ninety four percent of children in the WMPC network received a timely periodic medical exam and screening. The network exceeded Contract requirement of 90%. In addition, the network surpassed the State average for performance of 85%. FY24 Q3 is better than that of FY2024 Q2 of 83% and FY2024 Q1 of 84%.



FY2024 Q3

Source: MiSACWIS Infoview KC-2604 CFC Medical and Dental Exam Timeliness by Agency, Accessed 7/2024; State Performance: CSA Monthly Management Report, July 2024, Prior 3 Months

WMPC Quarterly Performance Report



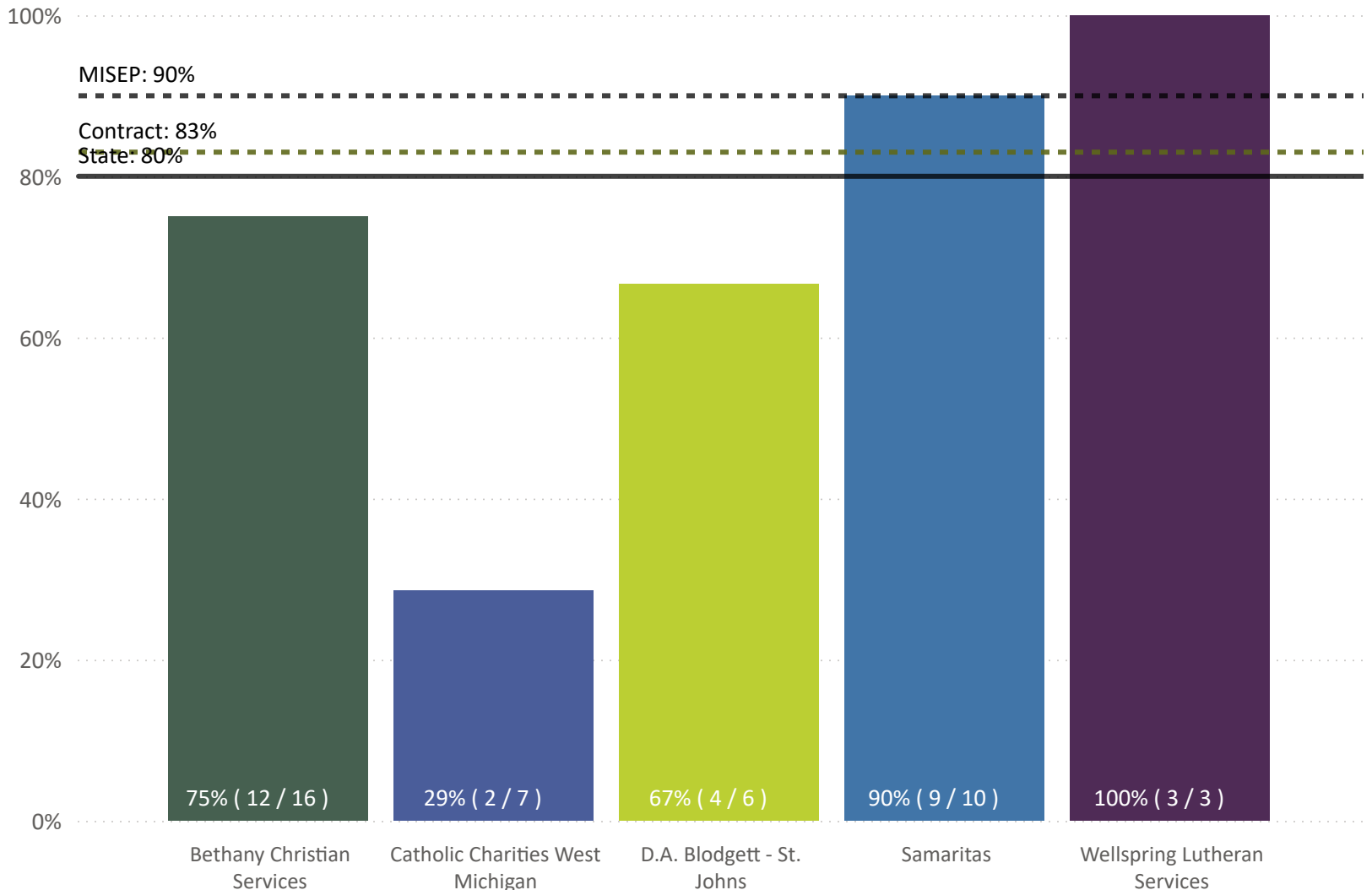
Initial Dental Exams

MISEP | Measure Definition: No fewer than 90% of children shall have an initial dental examination within 90 days of removal unless the child has had an exam within 6 months prior to placement or the child is less than one years of age.

WMPC Contract Amendment | Measure Definition: At least 83% of children shall have an initial dental examination completed within 90 days of entry into foster care, in accordance with the guidelines in FOM 722-06I Policy by the end of FY2024.

Quarter 3 Performance

Seventy two percent of children in the WMPC network had an initial dental exam as required by MISEP. The WMPC Network did not meet Contract, MISEP benchmarks or State average. FY24 Q3 performance of 72% is less than that of FY2024 Q1 of 76% and FY2024 Q2 of 97%.



Source: MiSACWIS Infoview KC-2604 CFC Medical and Dental Exam Timeliness by Agency, Accessed 7/2024; State Performance: CSA Monthly Management Report, July 2024, Prior 3 Months

WMPC Quarterly Performance Report



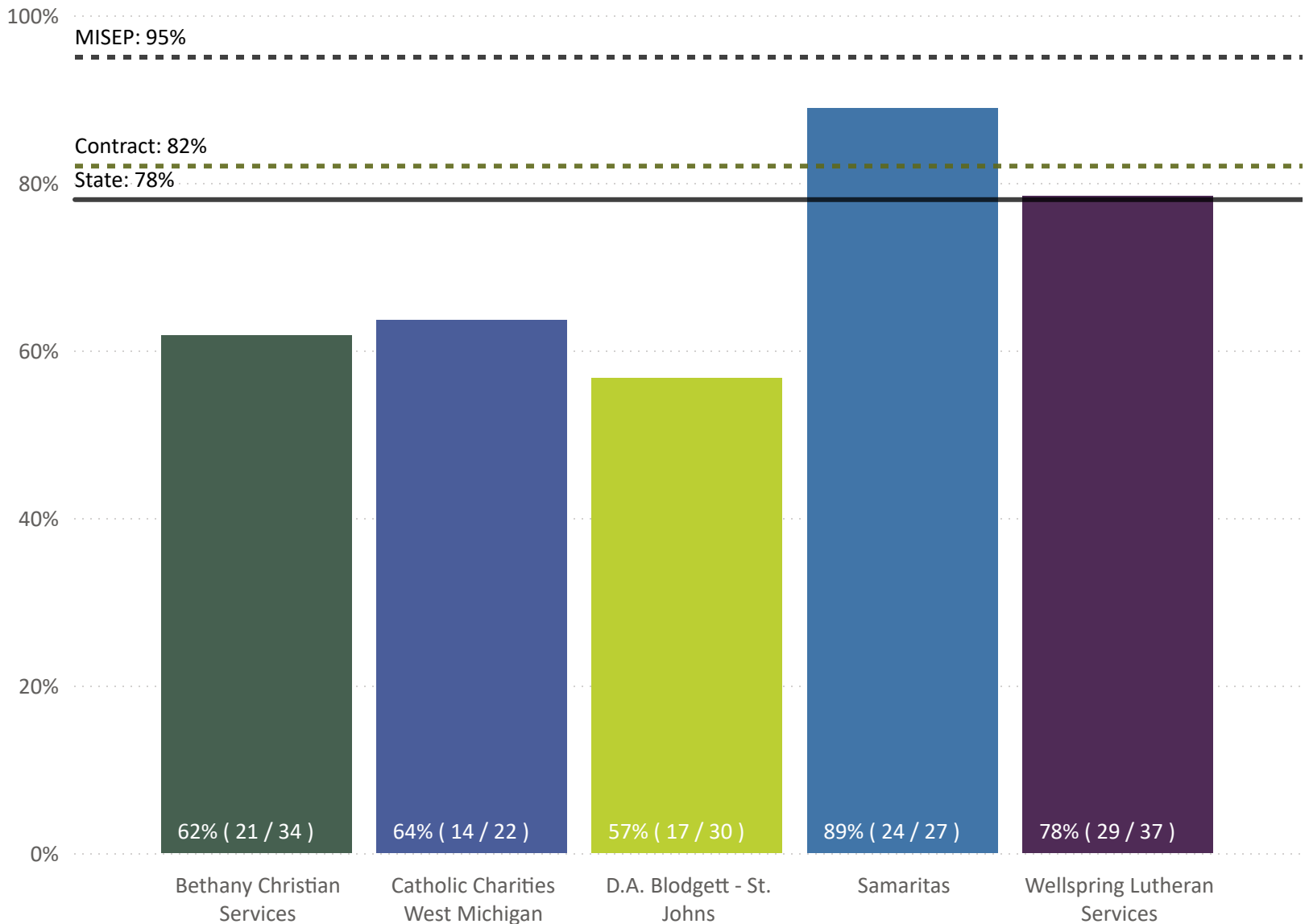
Periodic Dental Exams

MISEP | Measure Definition: Following an initial dental examination, at least 95% of children shall receive periodic dental examinations and screenings.

WMPC Contract Amendment | Measure Definition: At least 82% of children supervised shall receive periodic and ongoing dental examinations and screenings according to the guidelines set forth by the American Academy of Pediatrics, in accordance with the guidelines in FOM 722-06I Policy by the end of FY2024.

Quarter 3 Performance

Seventy percent of children in the WMPC network had a periodic dental exam. The WMPC network did not meet Contract benchmark of 82% or State average of 78%. FY2024 Q3 of 70% is less than that of FY2024 Q1 of 84% and FY2024 Q2 of 78%.



WMPC Quarterly Performance Report

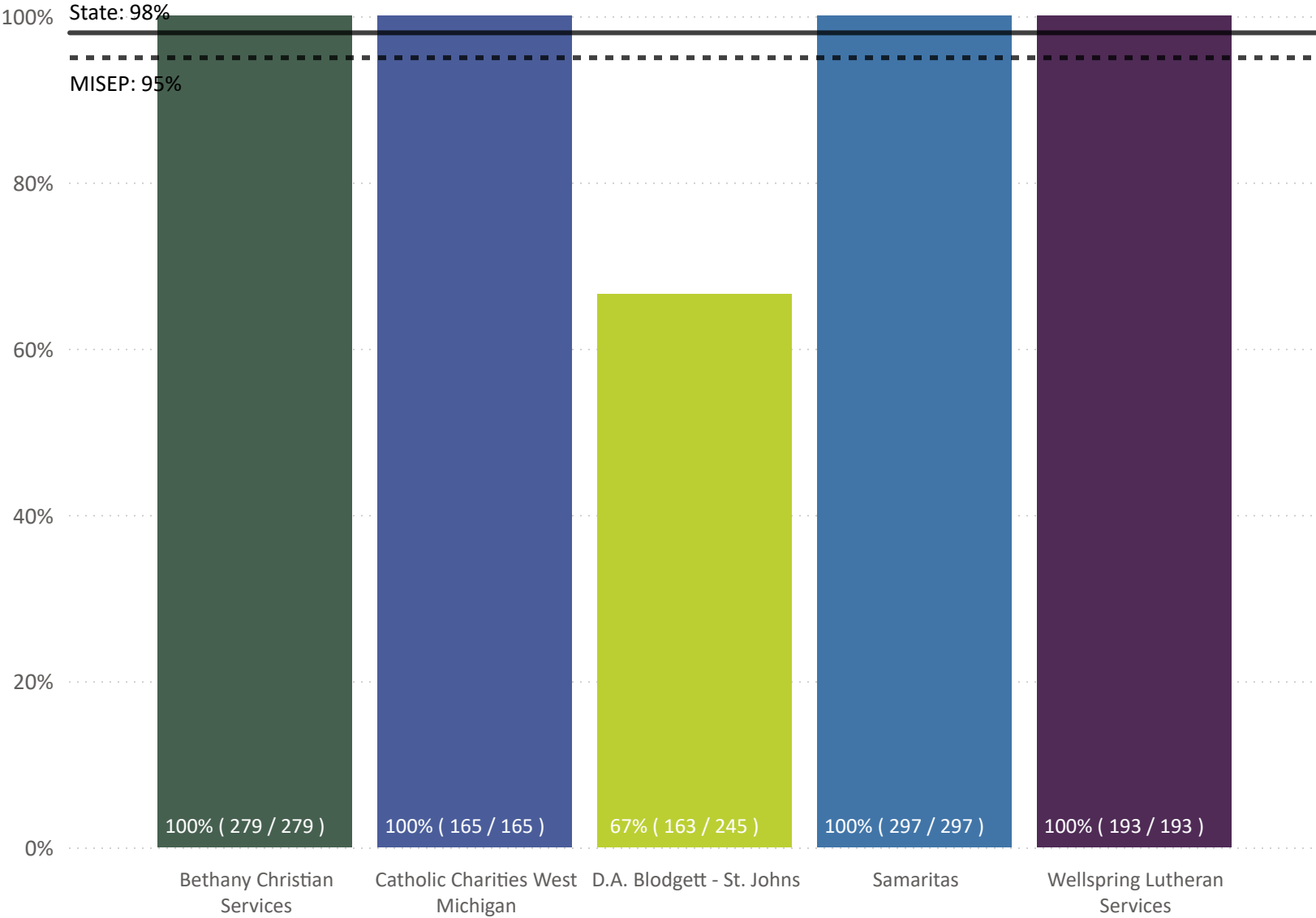


Worker-Supervisor Contacts

MISEP | Measure Definition: At least 95% of caseworkers shall meet with their assigned supervisor in accordance with the guidelines in FOM 722-06H, which states the caseworker must meet with their supervisor at least monthly for case consultation on every assigned case. Monthly case consultation may be conducted in person or by video conference.

Quarter 3 Performance

WMPC network performance was 93% for this measure, which did not meet both MISEP benchmark and State average of 98%. Four private foster care agencies in Kent County met both benchmarks in this quarter.



WMPC Quarterly Performance Report

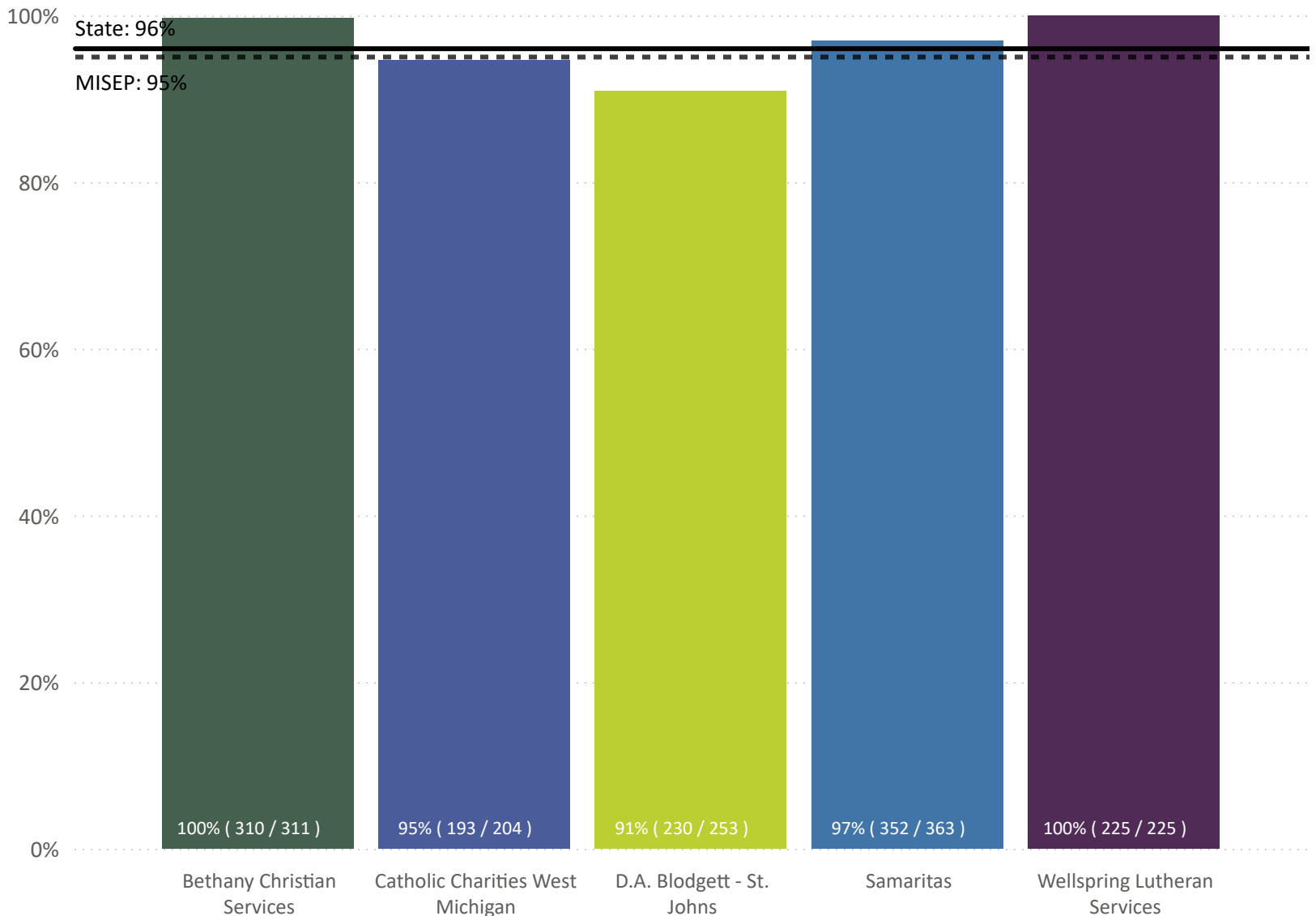


Worker-Child Contacts

MISEP | Measure Definition: At least 95% of children supervised by the Service Provider will be visited by their assigned caseworker in accordance with the guidelines in FOM 722-06H. The caseworker must have at least two face-to-face contacts per month with each child in the first two months following an initial placement or a placement change. The caseworker must have at least one face-to-face contact in the child's placement setting each subsequent calendar month.

Quarter 3 Performance

Ninety seven percent of all children supervised by the WMPC network were visited in accordance with MISEP requirements. Four Private Foster Care Agencies in Kent County met or exceeded both benchmarks in this quarter.



WMPC Quarterly Performance Report

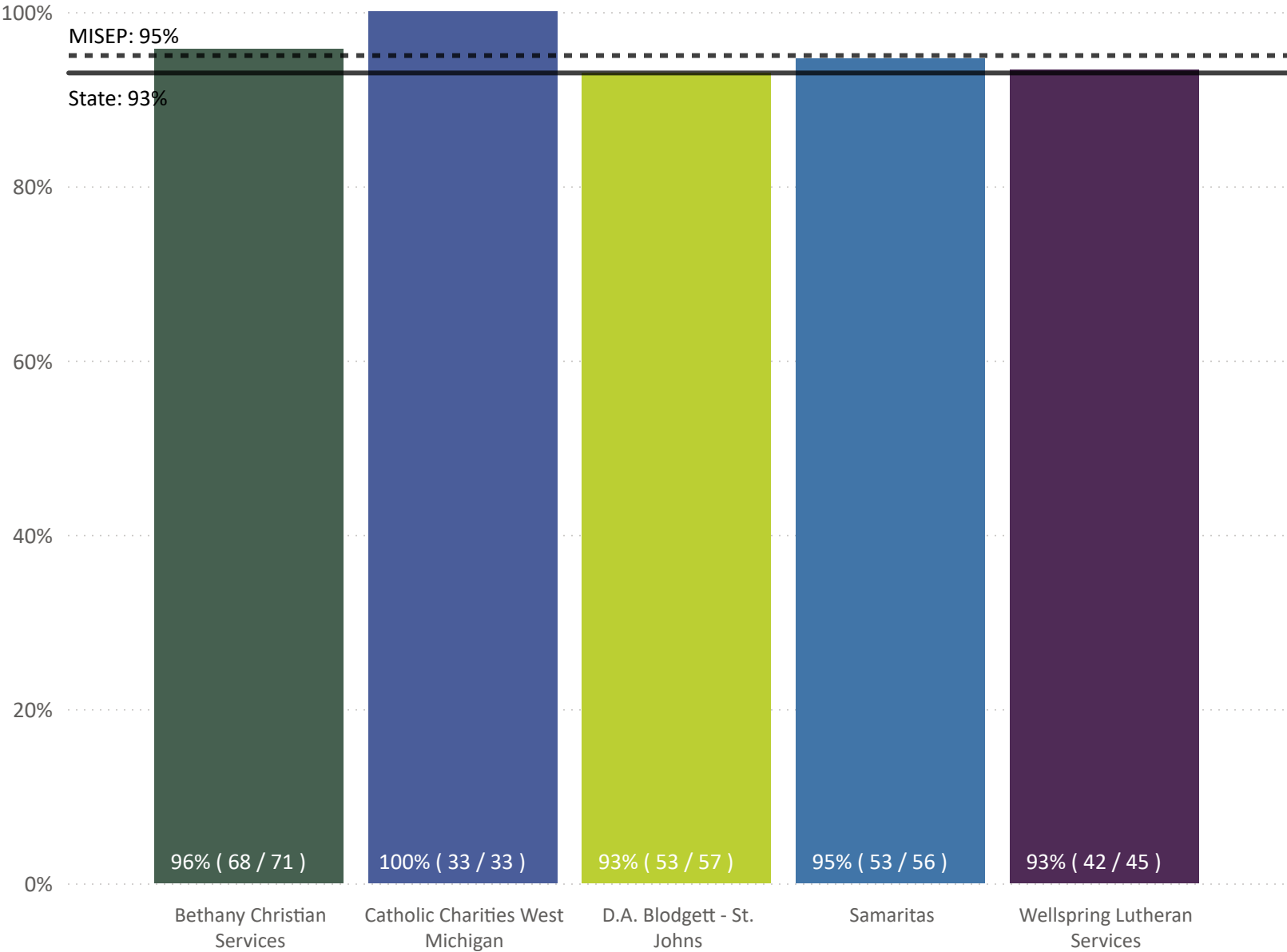


Updated Service Plans

MISEP | Measure Definition: At least 95% of children shall have a service plan updated quarterly.

Quarter 3 Performance

Ninety five percent of children in the WMPC network had a service plan updated quarterly. Three agencies surpassed MISEP benchmark and State average of 93%.



WMPC Quarterly Performance Report



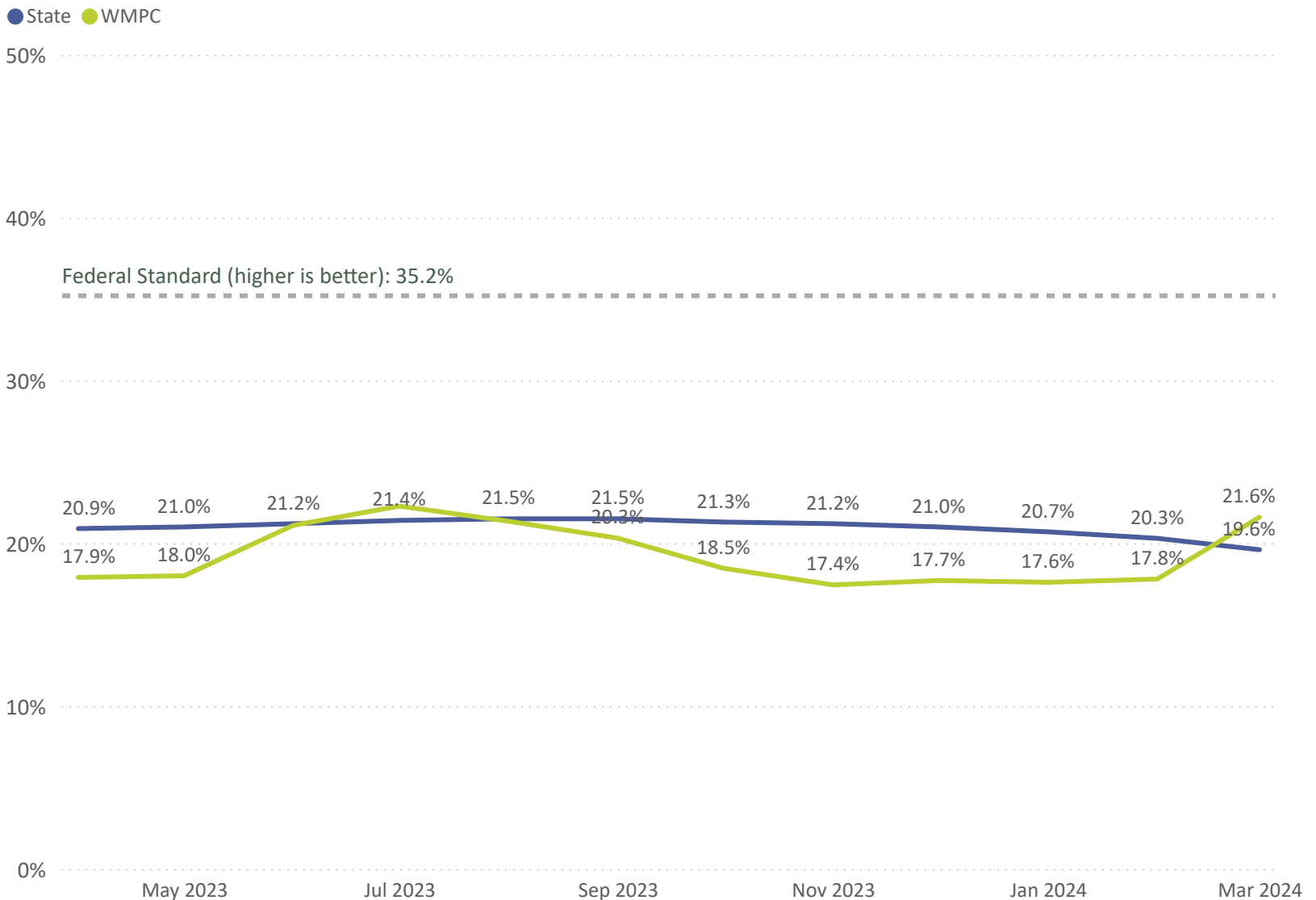
Permanency in 12 months

Federal | Measure Definition: Of all children who enter foster care in a 12-month period, the percentage who are discharged to permanency within 12 months of entering foster care should be at least 35.2%. This percent is the federal standard. Children who are discharged to permanency must not re-enter foster care for the following 12 months to be counted in this measure. **Higher is better for this measure. Note: the most recent performance for this measure is March 2023 as children must remain discharged from foster care for 12 months to be counted.**

WMPC Contract Amendment | Measure Definition: At least 27% of children shall achieve permanency within 12 months for children entering foster care by the end of FY2024.

Current Performance

For the most recent entry cohort, 21.6% of children achieved permanency, which did not meet the Federal goal of 35.2% or WMPC contract requirement of 27%. Although, the WMPC network has remained below the federal standard of 35.2% in FY2024 Q3 for the most recent cohort, it has surpassed the State's performance of 19.6%.



FY2024 Q3

Source: NCANDS April 1st 2021 to March end 2022, prepared by MDHHS
DTMB, generated July 2024

WMPC Quarterly Performance Report



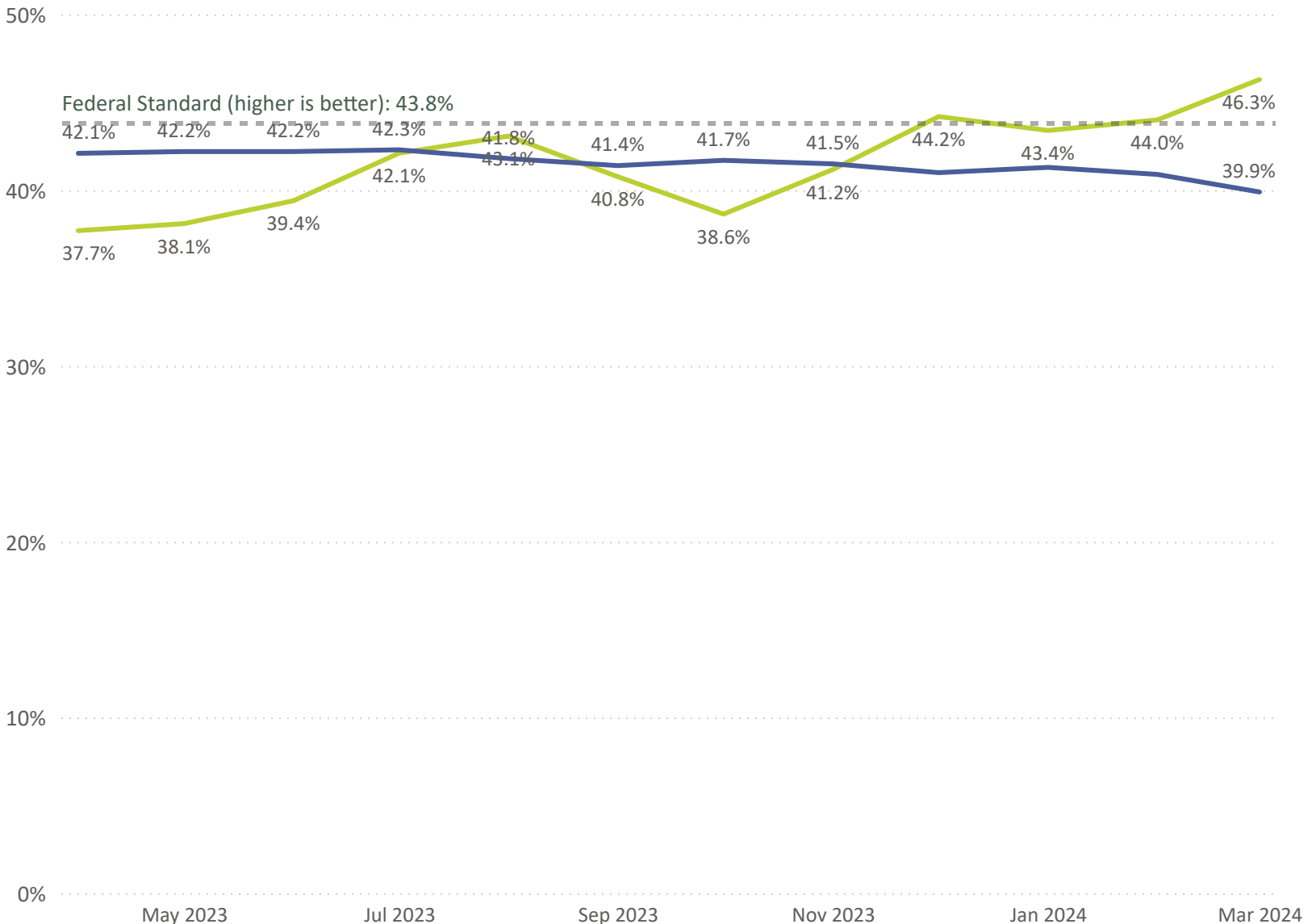
Permanency in 12 months for children in care 12-23 months

Federal | Measure Definition: Of all children in care on the first day of a 12-month period who had been in care between 12 and 23 months, the percentage who are discharged to permanency within 12 months of the first day should be at least 43.8%. This percent is the federal standard. **Higher is better for this measure. Note: the most recent performance for this measure is children that have been in care for 12-23 months since March 2023.**

Current Performance

WMPC is meeting the Federal standard for children in care between 12-23 months achieving permanency. The network performance is better than the State performance, trending upwards.

● WMPC ● State



FY2024 Q3

Source: NCANDS Entry cohorts April 1st 2021 to March end 2022, prepared by MDHHS DTMB, generated July 2024

WMPC Quarterly Performance Report

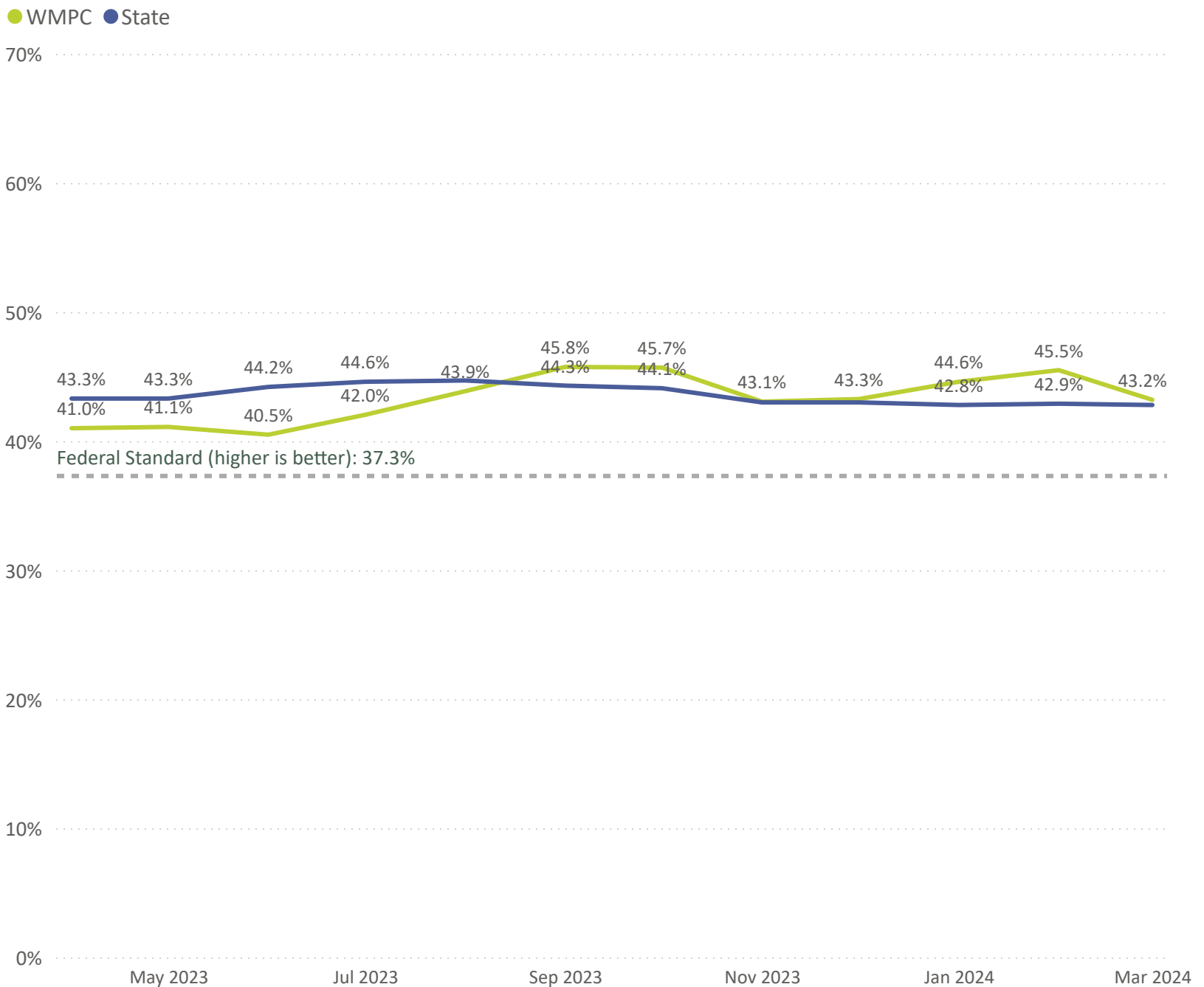


Permanency in 12 months for children in care 24+ months

Federal | Measure Definition: Of all children in foster care on the first day of a 12-month period who had been in foster care for 24 months or more, the percentage who are discharged to permanency within 12 months of the first day should be at least 37.3%. This percent is the federal standard. **Higher is better for this measure. Note: the most recent performance for this measure is children that have been in care for 24+ months since March 2023.**

Current Performance

The WMPC network has exceeded the federal benchmark and is now performing at the same rate as the State average but there has been a decrease in performance since February 2024.



FY2024 Q3

Source: NCANDS entry cohorts April 1st 2021 to March end 2022, prepared by MDHHS DTMB, generated July 2024

WMPC Quarterly Performance Report

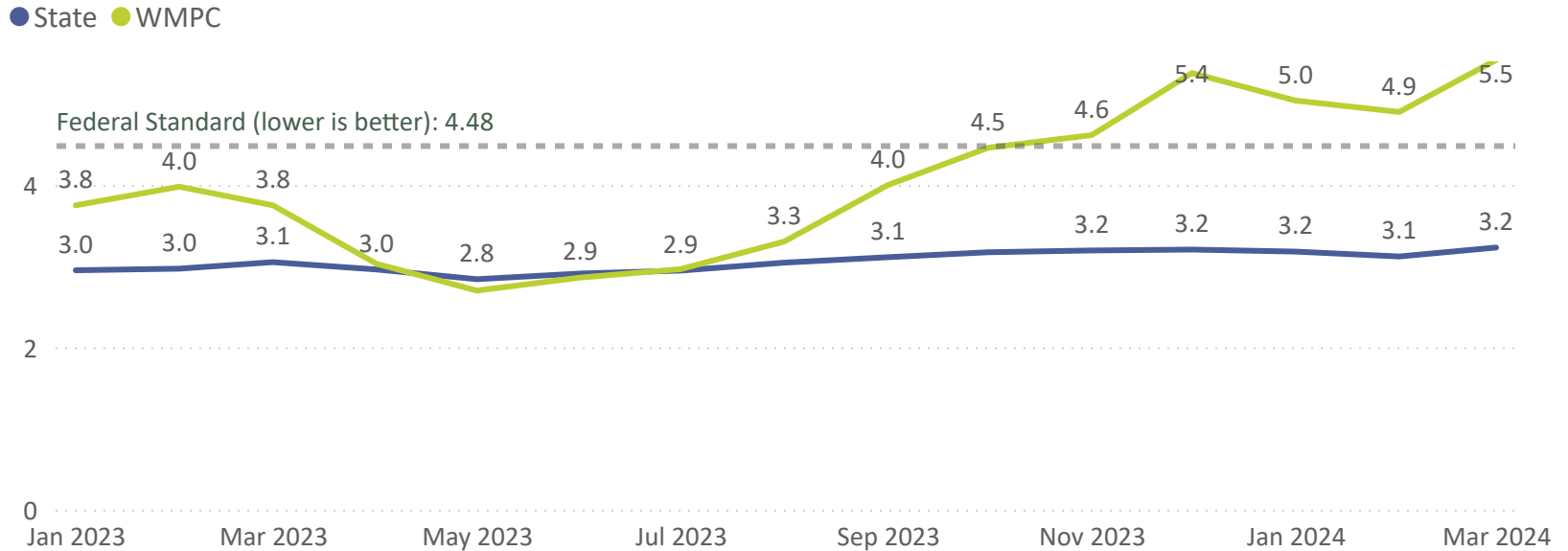


Placement Stability

Federal | Measure Definition: Of all children who entered care in a 12-month period, the rate of placement moves per 1,000 days of foster care should be at most 4.48. This rate is the Federal standard. **Lower is better for this measure.**

Current Performance

WMPC has not met the Federal standard for this measure of 4.48. In addition, WMPC's current placement moves of 5.5 per 1,000 days in care is more than the State's performance of 3.2.

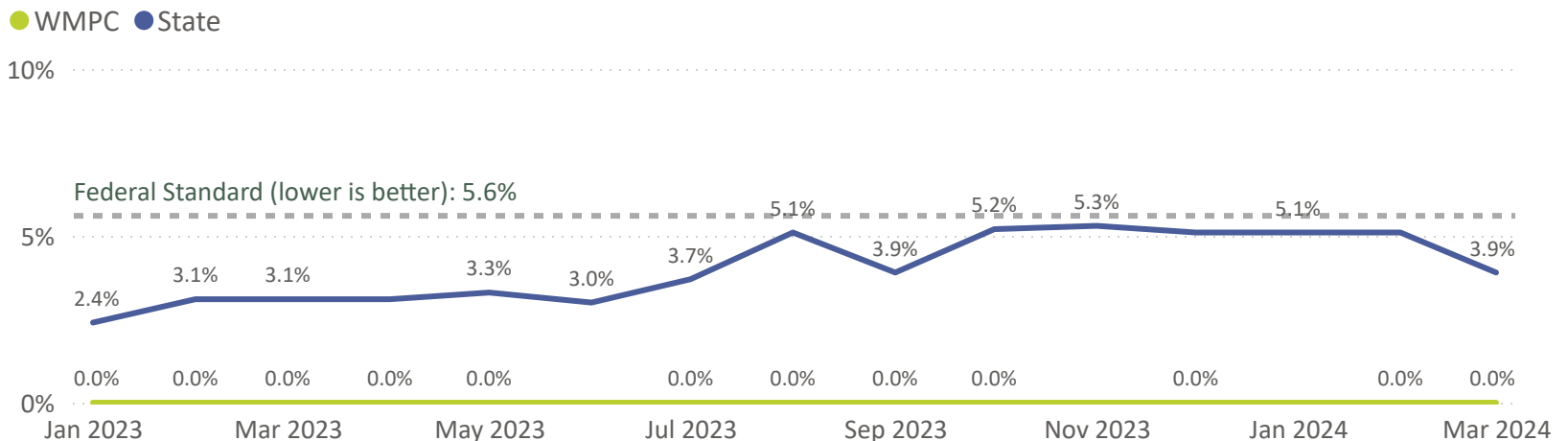


Re-entry into foster care within 12 months

Federal | Measure Definition: Of all children who enter care in a 12-month period, who discharged within 12 months to reunification, living with relative, or guardianship, the percent who re-enter care within 12 months of their discharge should be at most 5.6%. This percent is the Federal standard. **Lower is better for this measure.**

Current Performance

WMPC met this measure's goal. The network is consistently outperforming the State and the Federal standard for this measure, with no children re-entering foster care within 12 months of being discharged from care.



FY2024 Q3

Source: NCANDS entry cohorts April 1st 2021 to March end 2022, prepared by MDHHS DTMB, generated July 2024

WMPC Quarterly Performance Report



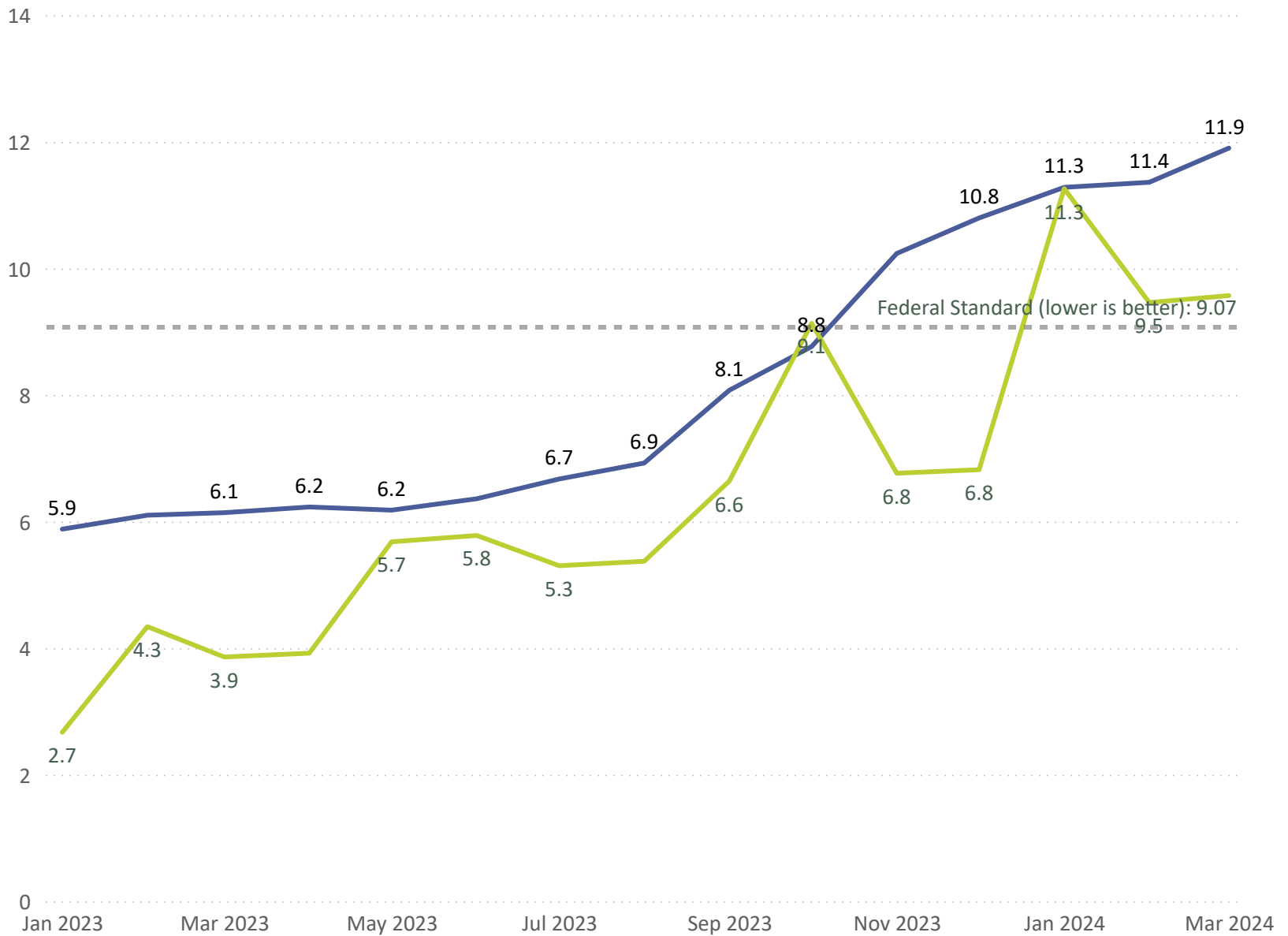
Maltreatment In Care

Federal | Measure Definition: Of all children in foster care during a 12-month period, the rate of victimization per 100,000 days of foster care should be at most 9.07. This rate is the federal standard. **Lower is better for this measure.**

Current Performance

The WMPC network has not met the Federal standard and but outperformed the state's average. The most recent maltreatment in care rate of 9.5 per 100,000 days in foster care is above the federal standard.

● State ● WMPC



FY2024 Q3

Source: NCANDS entry cohorts April 1st 2021 to March end 2022, prepared by MDHHS DTMB, generated on July 2024.