



# WMPC Performance Report

# WMPC Quarterly Performance Report



## Addressing Safety, Permanency, and Well-being for Children in Foster Care in Kent County

West Michigan Partnership for Children (WMPC) is a nonprofit organization in Kent County that is facilitating a performance-based funding model through a contract with the Michigan Department of Health and Human Services (MDHHS). The performance-based funding model is intended to improve outcomes for children and families, effectively allocate resources to promote local service innovation, create service efficiencies and incentivize service-providing agencies to be accountable for achieving performance standards. This report outlines performance measures that indicate how the WMPC network is achieving the intended outcomes.

Safety, Permanency, and Well-being are the three goals of the Federal Child and Family Services Review (CFSR) and are best interest principles for the West Michigan Partnership for Children foster care network. To oversee progress toward these principles, WMPC monitors over 30 measures governed by three primary entities – Modified Implementation, Sustainability, and Exit Plan (MISEP), Key Performance Indicators (KPIs), Federal Child and Family Service Review (CFSR) Performance Outcome Measures, and WMPC Network Contract Measures. All the measures are outlined in this report.

### MISEP Key Performance Indicators

Children's Rights, the State of Michigan, and the MDHHS have worked together since 2006 to reform Michigan's child welfare system. The initial Implementation, Sustainability, and Exit Plan (ISEP) was originally submitted in 2008 and in 2019 the MISEP was submitted to continue in its place. The KPIs outlined in the MISEP establish benchmarks and standards for measures that address children's safety, permanency, and well-being while in care. Adjusted measures designed with MDHHS went into effect in FY 2020. Several benchmarks were revised to include incremental yearly increases, which was more realistic given Kent County and statewide historical performance. Along with these additions and adjustments, WMPC continues to be held accountable for all the state Key Performance Indicators.

### Federal Performance Outcome Measures

These measures correspond with the Children's Bureau data measures outlined in the Child and Family Service Reviews (CFSRs), or reviews of state child welfare systems, to see progress toward federal standards and engage systems in improving families' experiences. WMPC receives County and consortium data measures aligned with CFSRs. Like MISEP, KPI adjustments implemented in FY 2020, permanency benchmarks were revised to include incremental yearly increases. WMPC continues to be held accountable for all Federal Child and Family Services Review data measures.

### WMPC Network Contract Measures

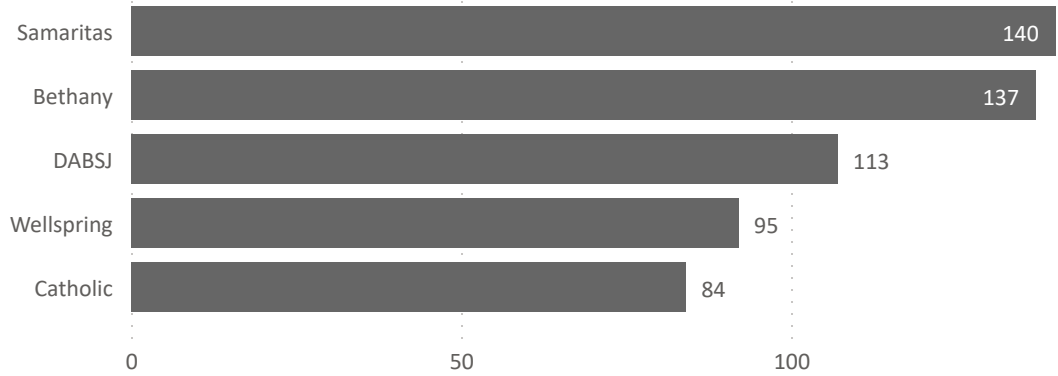
The WMPC network has implemented additional performance measures in FY2019, FY2020, FY2021 and FY2022. These measures are centered around the impact foster care has on children and families and are related to residential and shelter utilization, increasing community, in-county, and relative placements, and licensing more relative and non-relative foster homes.

# WMPC Quarterly Performance Report



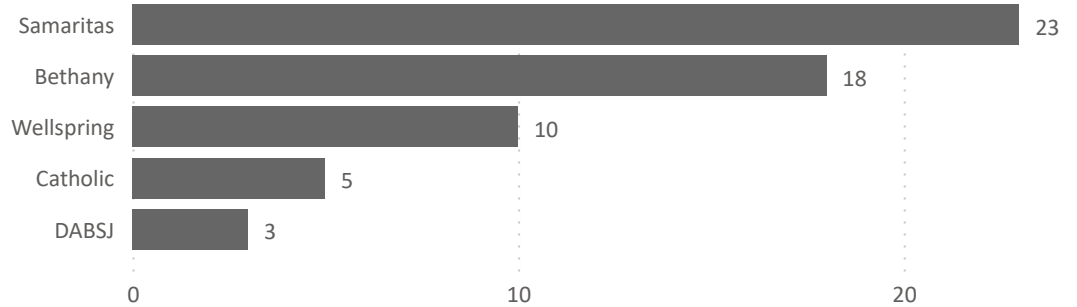
## Total Children in Care

569



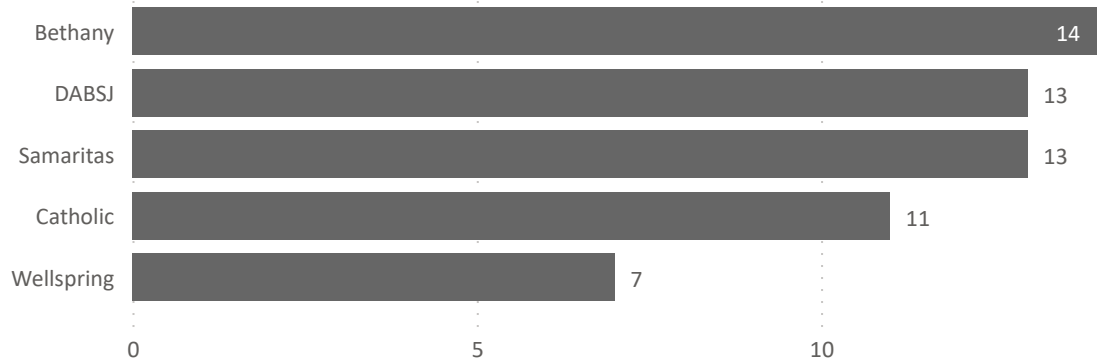
## Children Exits

59

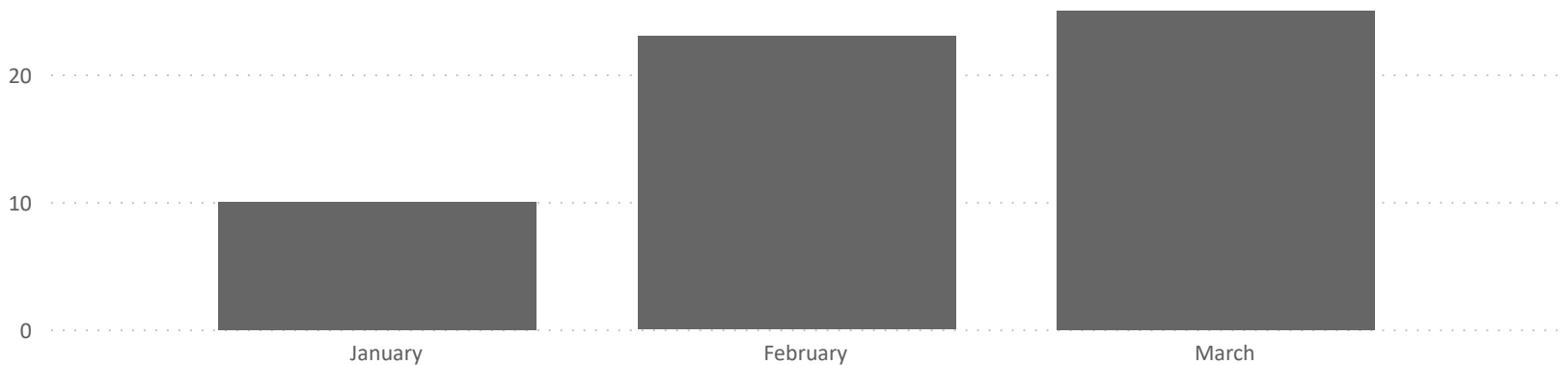


## Children Entering Care

58



## Children Entering Care by Month



FY2022 Q2

# WMPC Quarterly Performance Report

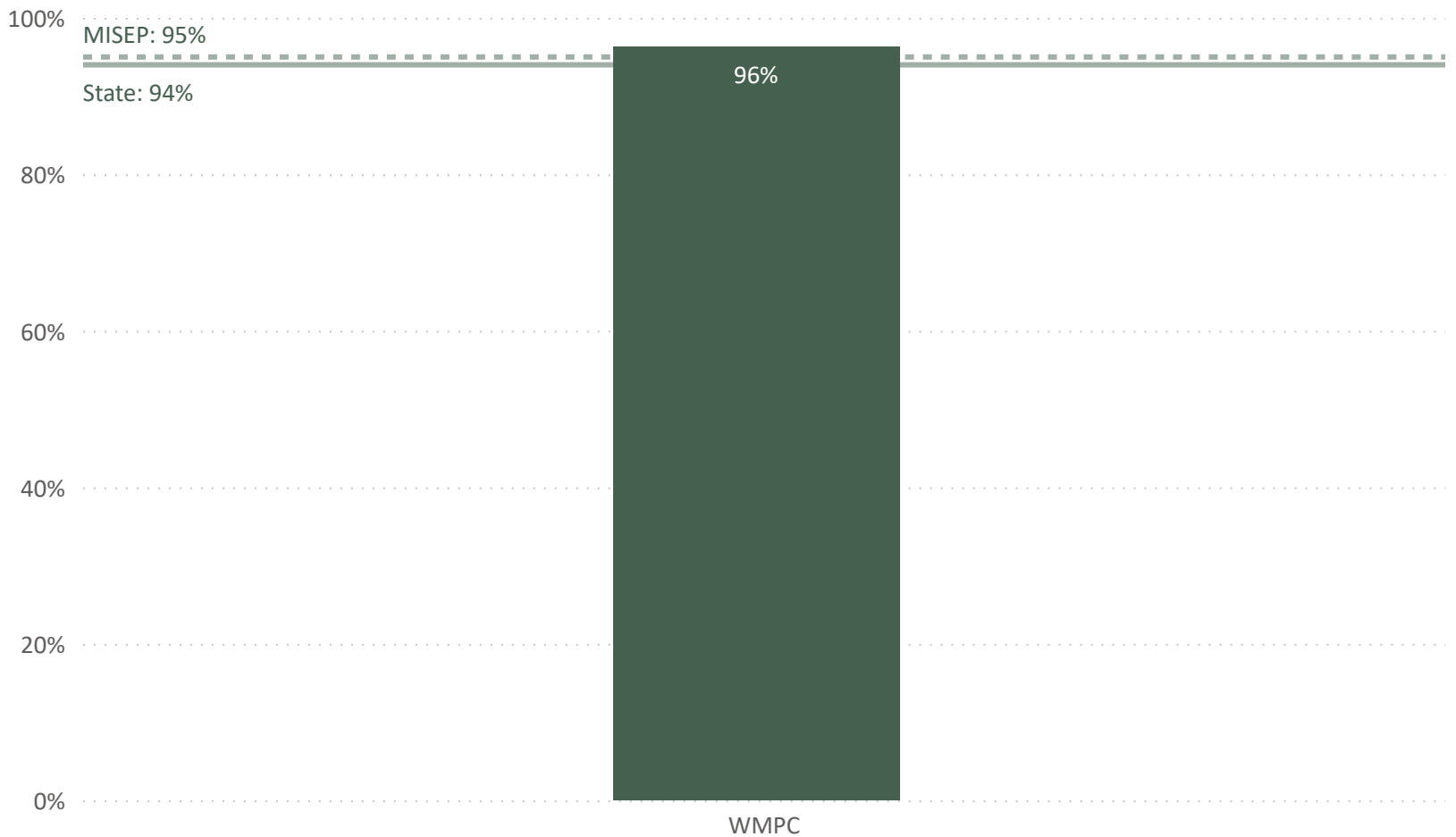


## Worker-supervisor Contacts

**MISEP | Measure Definition:** At least 95% of caseworkers shall meet with their assigned supervisor in accordance with the guidelines in FOM 722-06H, which states the caseworker must meet with their supervisor at least monthly for case consultation on every assigned case. Monthly case consultation may be conducted in person or by video conference. **Note: MiSACWIS infoview reports began including supervisions occurring via video conference in December of 2021.**

### Quarter 2 Performance

WMPC network performance was 96% (1,366/1,418) for this measure, which exceeds the benchmark of 95% and the State average of 94%.



# WMPC Quarterly Performance Report

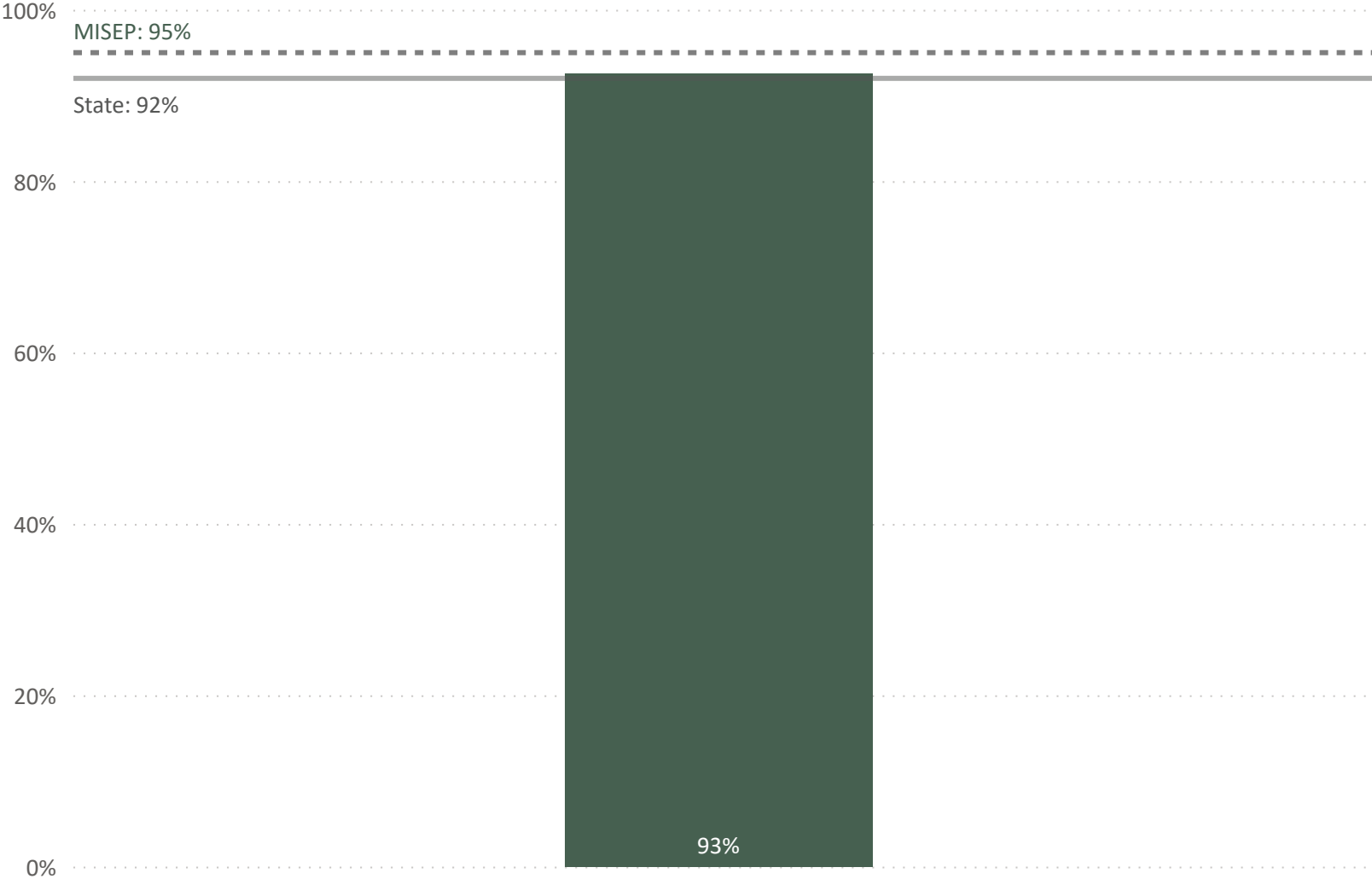


## Worker-child Contacts

**MISEP | Measure Definition:** At least 95% of children supervised by the Service Provider will be visited by their assigned caseworker in accordance with the guidelines in FOM 722-06H. The caseworker must have at least two face-to-face contacts per month with each child in the first two months following an initial placement or a placement change. The caseworker must have at least one face-to-face contact in the child's placement setting each subsequent calendar month.

### Quarter 2 Performance

93% (1,553/1,673) of all children supervised by the WMPC network were visited in accordance with MISEP requirements. This exceeds the State average of 92%, but does not meet the benchmark of 95%.



# WMPC Quarterly Performance Report



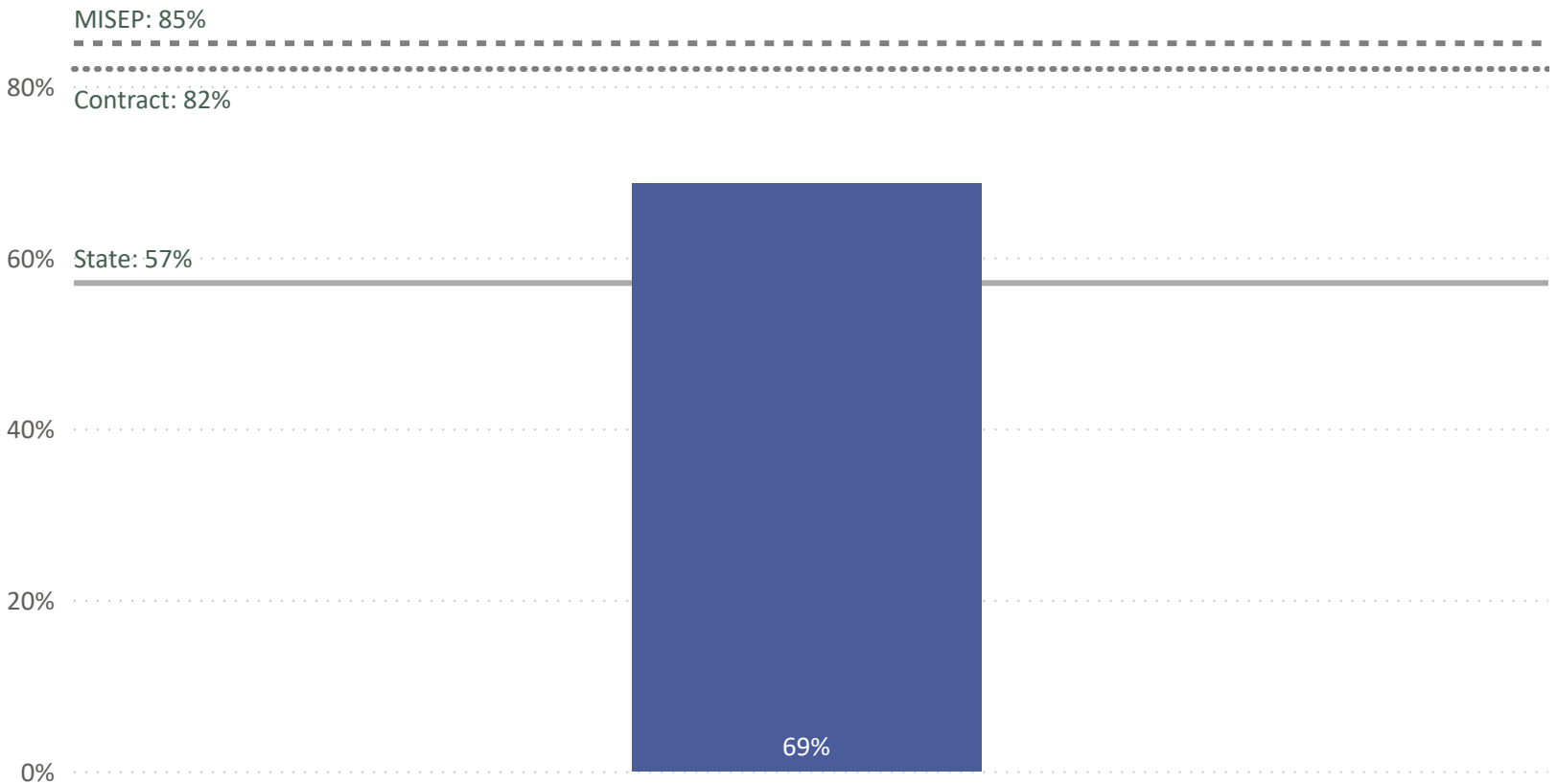
## Worker-parent Contacts

**MISEP | Measure Definition:** At least 85% of parents whose children have a permanency goal of reunification shall have face to face contact by the assigned caseworker in accordance with the guidelines in FOM 722-06H, which states the caseworker must have at least two face-to-face contacts with the legal parent or guardian, with at least one contact occurring at the parent or guardian's home or living environment, during the first month following initial out-of-home placement. In subsequent months the caseworker must have face-to-face contact with the legal parent or guardian at least once per calendar month. At least one contact each quarter must occur in the parent's residence.

**WMPC Contract Amendment | Measure Definition:** At least 82% of parents whose children have a permanency goal of reunification and are supervised by the Service Provider, shall have face-to-face contact by the assigned caseworker in accordance with the guidelines in FOM 722-06H by the end of FY2022 with annual goals of 71% in FY2020, 76% in FY2021, and 82% in FY2022.

## Quarter 2 Performance

69% (835/1,215) of parents were visited in accordance with requirements, which does not meet the MISEP standard of 85% or the contract standard of 82%.



# WMPC Quarterly Performance Report



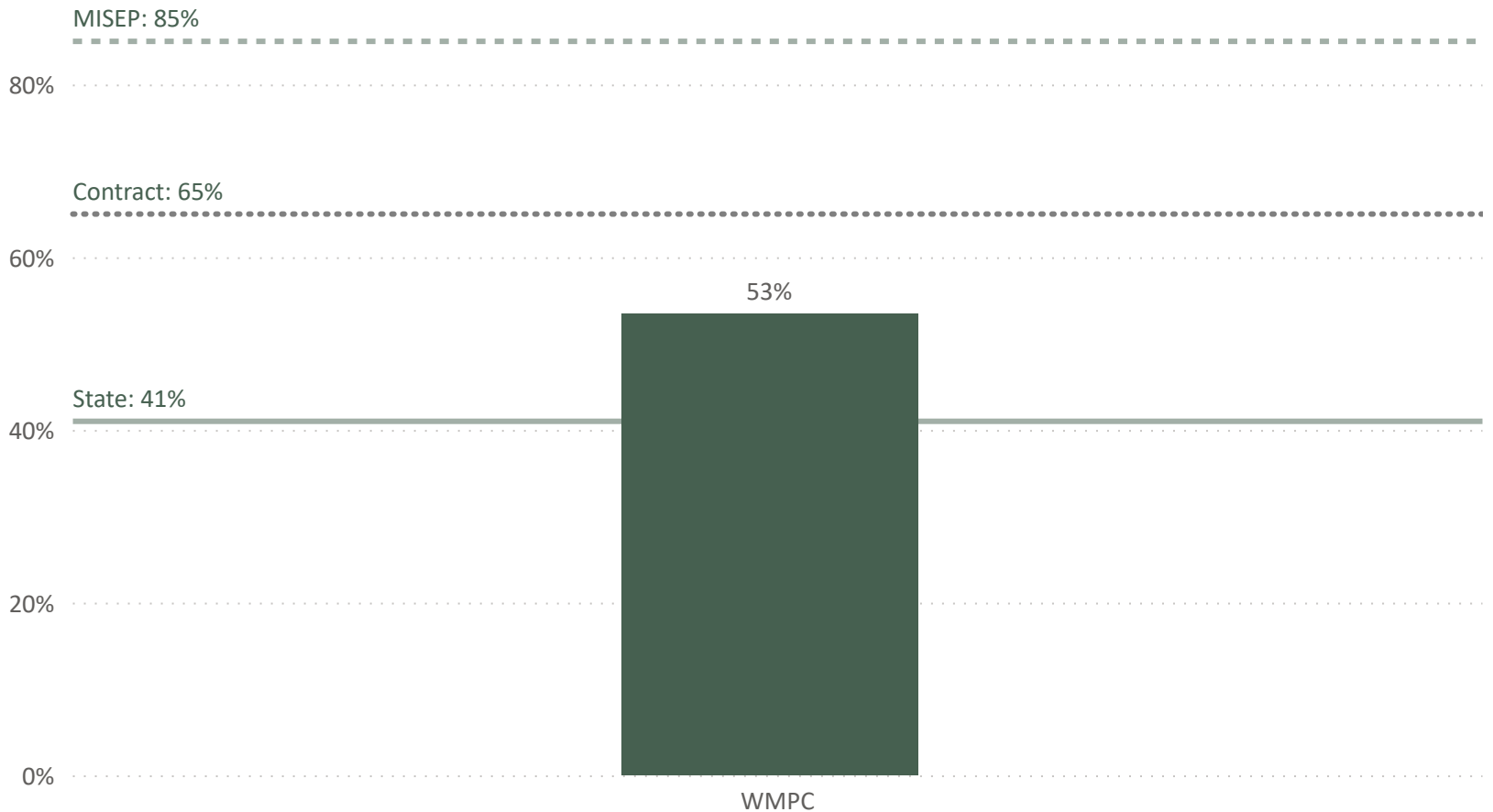
## Parent-child Contacts

**MISEP | Measure Definition:** No fewer than 85% of children with a goal of reunification shall have visitation with their parent(s) in accordance with Children's Foster Care Manual (FOM) 722-06I Policy. Parenting time is determined by the age of the youngest child of the sibling group in care at the time of removal. If the youngest child entered care between 0-5 years old, parenting time must occur twice per week. If the youngest sibling entered care at 6 years or older, parenting time must occur weekly.

**WMPC Contract Amendment | Measure Definition:** At least 65% of children with a goal of reunification shall have visitation with their parent(s) in accordance with the guidelines in FOM 722-06I Policy by the end of FY2022 with annual goals of 55% in FY2020, 59% in FY2021, and 65% in FY2022.

## Quarter 2 Performance

53% (2,442/4,571) of children with a goal of reunification had parent visits in accordance with MISEP and contract amendment requirements. This does exceed the State average of 41% for the second quarter, but does not meet the MISEP benchmark or contract requirement.



# WMPC Quarterly Performance Report

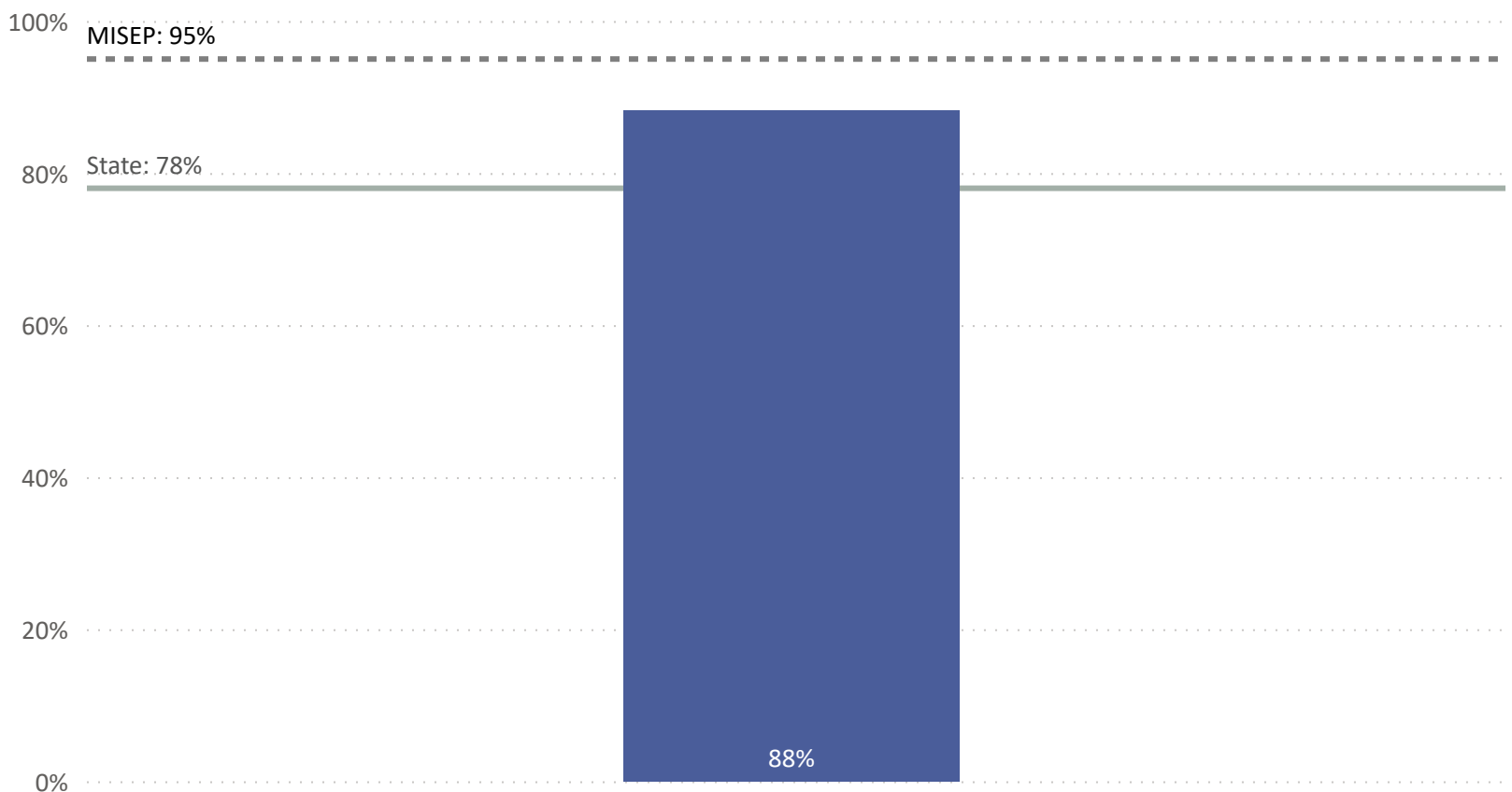


## Returned Home Children Contacts

**MISEP | Measure Definition:** The caseworker must have weekly face-to-face contact in the home with at least 95% of the families (parent/legal guardian and the child) for the first month following reunification or parental placement, with at least one contact each month being a private meeting between the child and the caseworker.

### Quarter 2 Performance

88% (112/128) of families in the WMPC network had caseworker face-to-face contact in accordance with MISEP requirements. This does not meet the benchmark of 95%, although does surpass the State average of 78%.





# WMPC Quarterly Performance Report

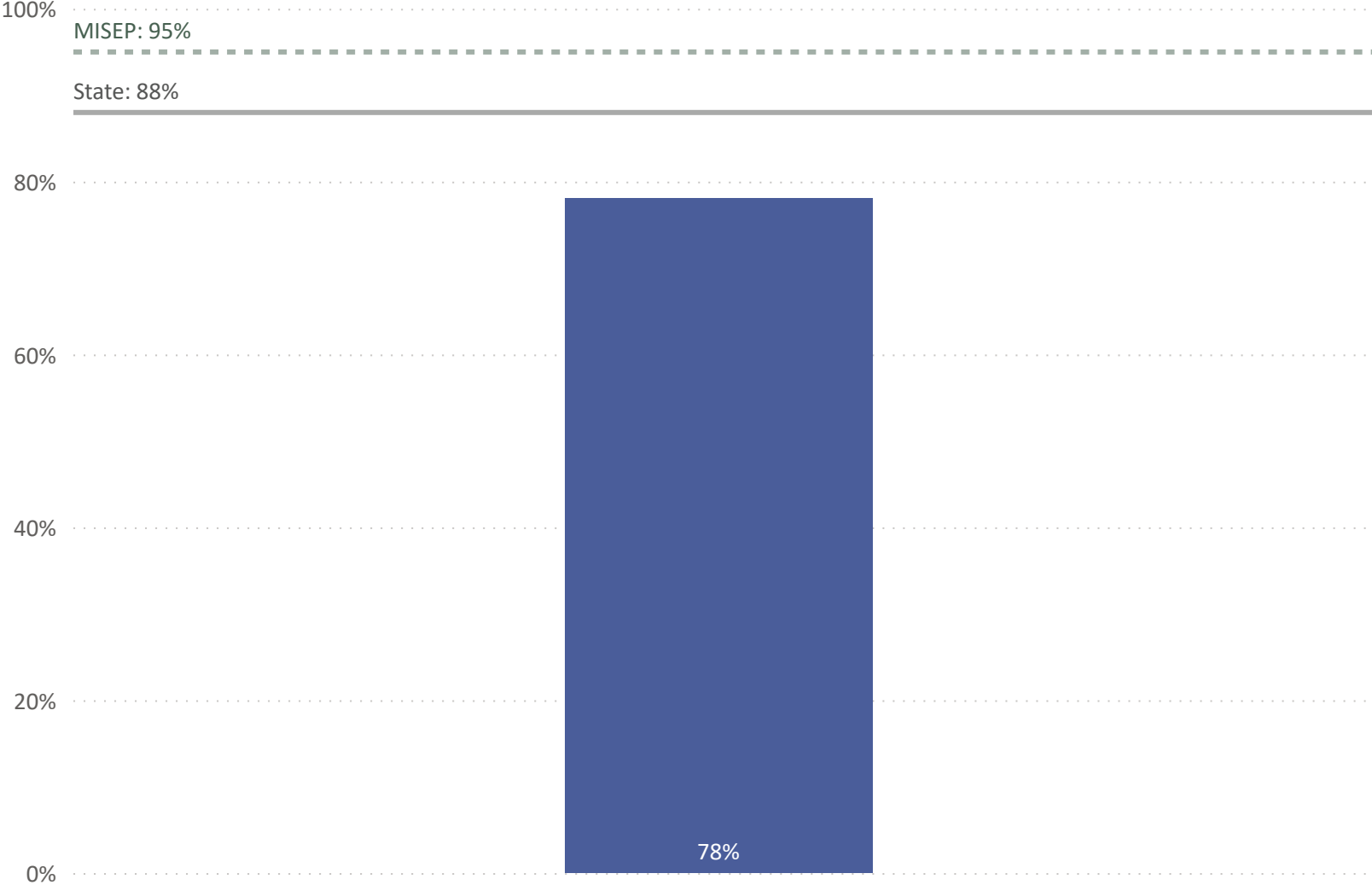


## Initial Service Plans

**MISEP | Measure Definition:** At least 95% of children shall have an initial service plan completed within 30 days of entry into foster care.

### Quarter 2 Performance

78% (32/41) of children in the WMPC network had an initial service plan completed within 30 days of entry into foster care, which does not meet the benchmark of 95%.



# WMPC Quarterly Performance Report

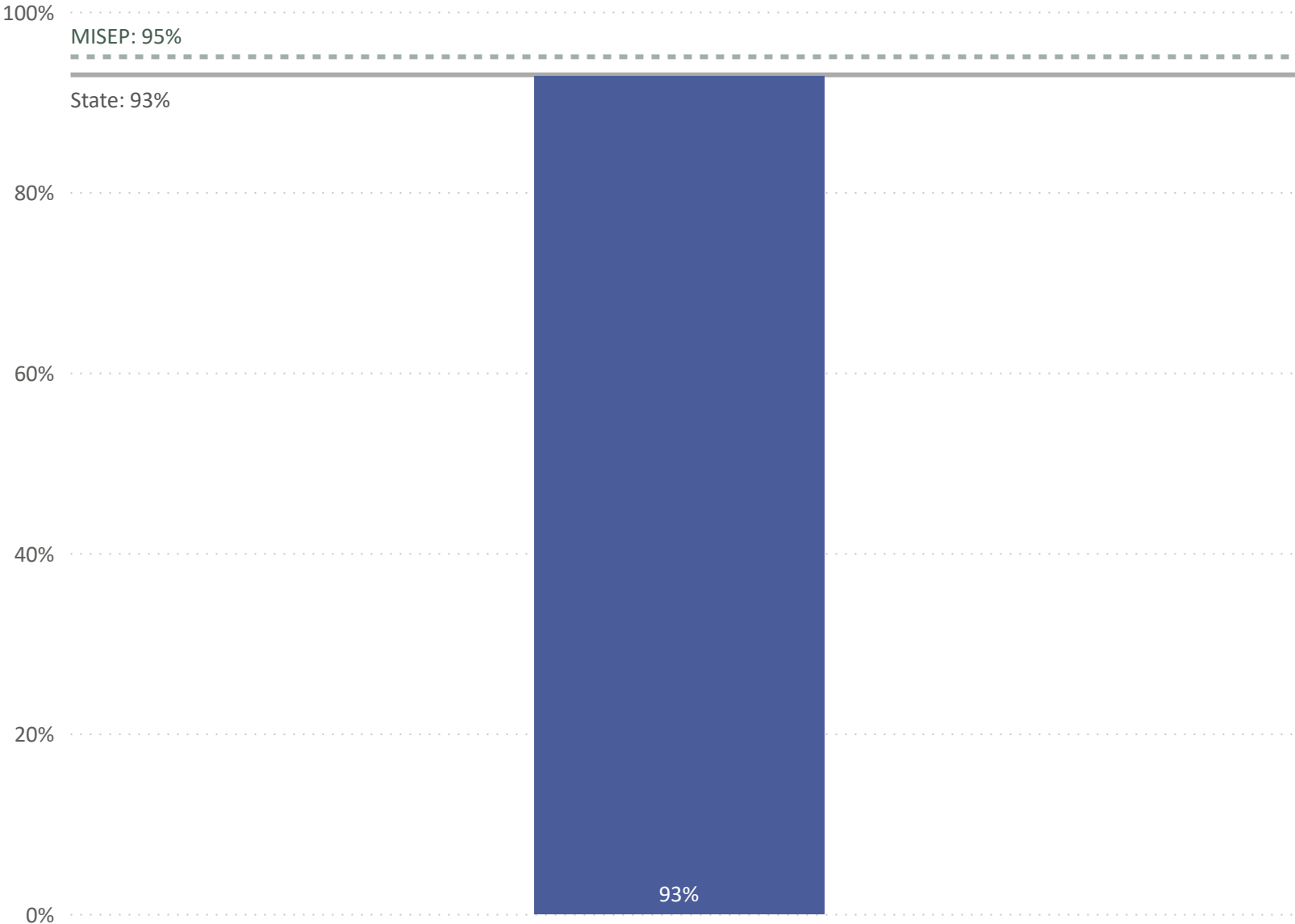


## Updated Service Plans

**MISEP | Measure Definition:** At least 95% of children shall have a service plan updated quarterly.

### Quarter 2 Performance

93% (470/506) of children in the WMPC network had a service plan updated quarterly, which does not meet the 95% standard, although does meet the State average of 93% for the second quarter.



# WMPC Quarterly Performance Report

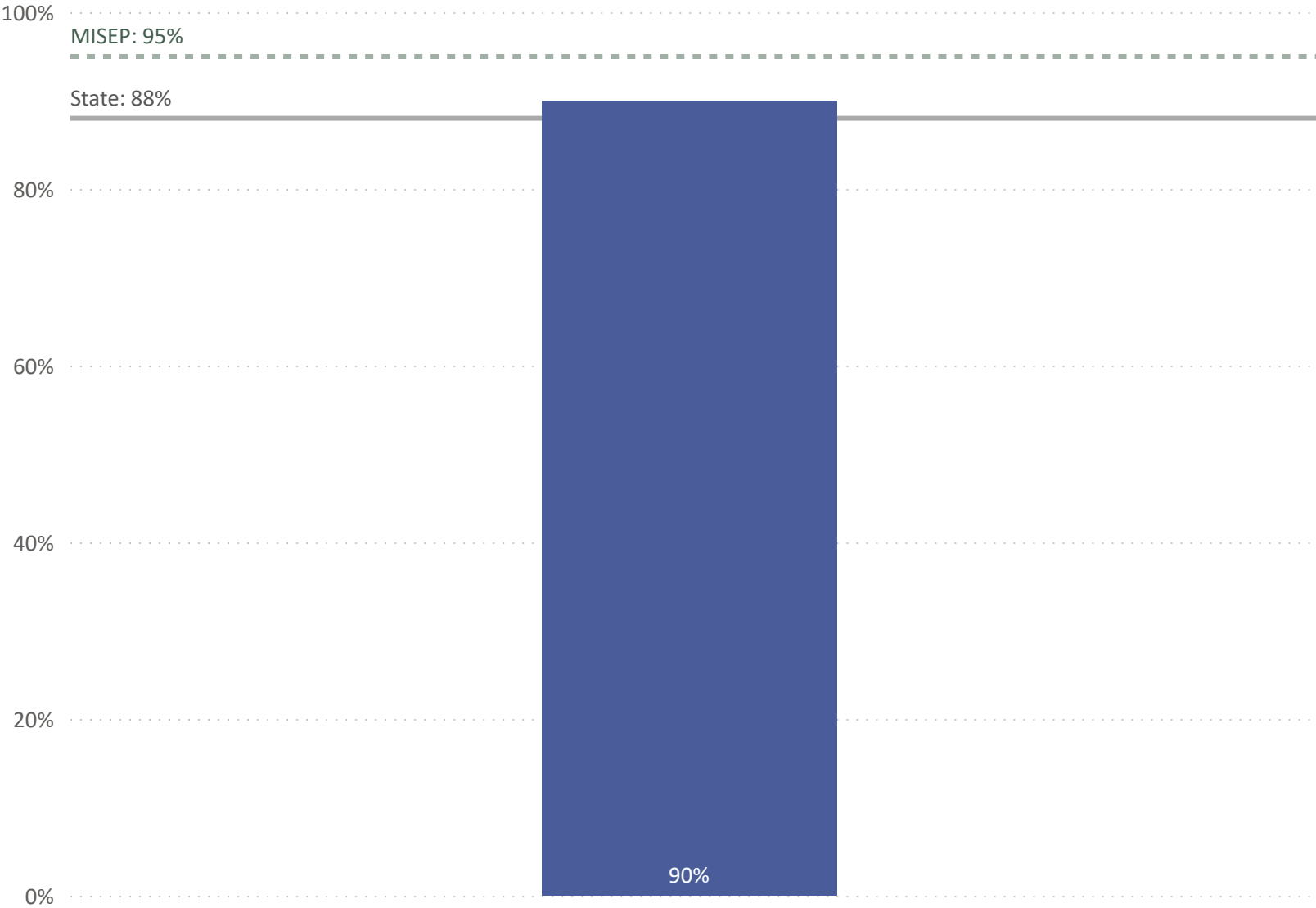


## Service Plan Approvals

**MISEP | Measure Definition:** At least 95% of children shall have a case service plan approved within 14 days of case worker submission to the supervisor for review.

### Quarter 2 Performance

90% (506/560) of children in the WMPC network had service plans approved timely, which does not meet the standard of 95%. The WMPC network surpasses the State average of 88% this quarter.



# WMPC Quarterly Performance Report

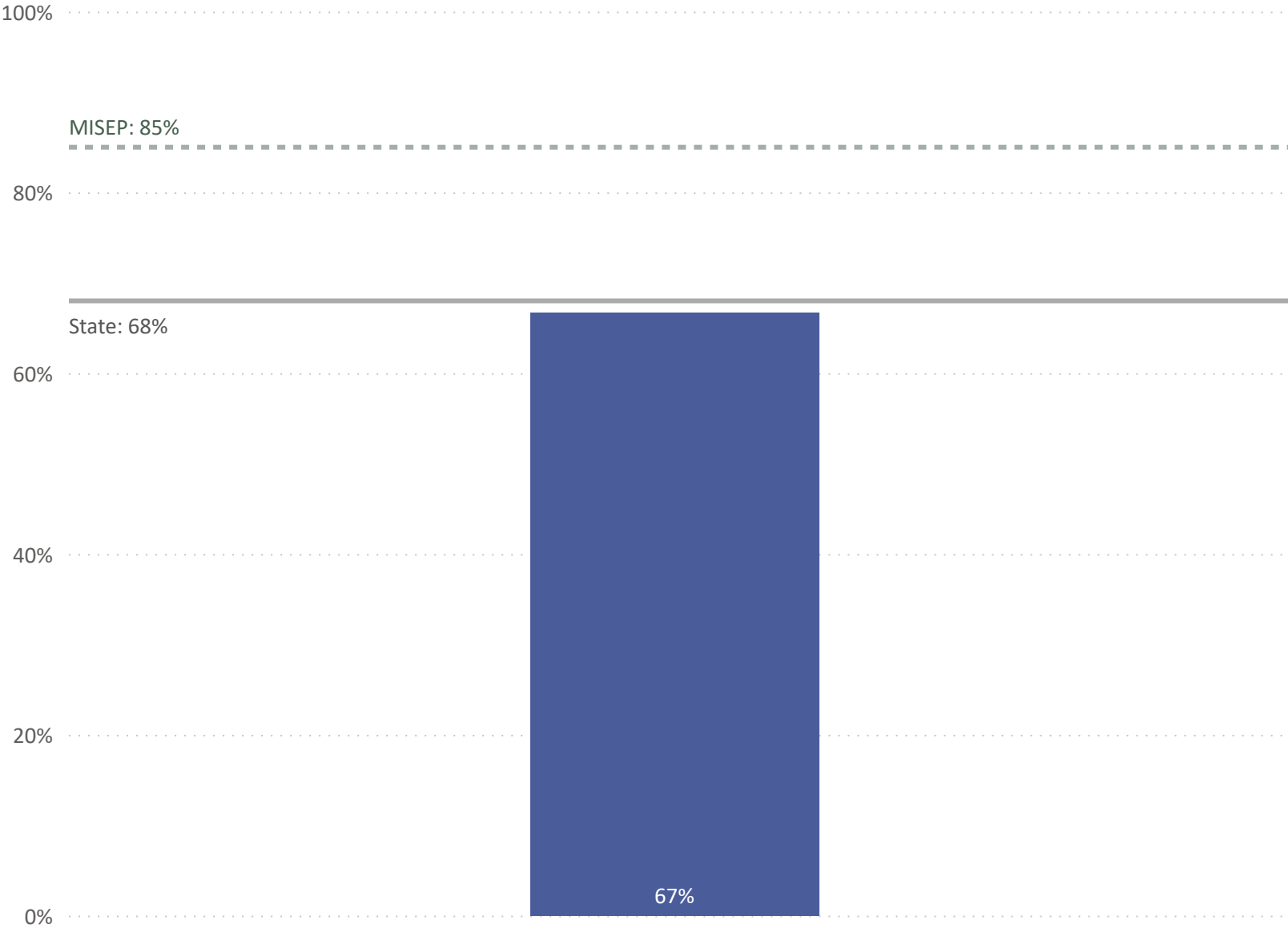


## Initial Medical Exams

**MISEP | Measure Definition:** No fewer than 85% of children will have an initial medical exam within 30 days of removal.

### Quarter 2 Performance

67% (24/36) of children had an initial medical exam within 30 days of removal, which does not meet the benchmark of 85%.



# WMPC Quarterly Performance Report

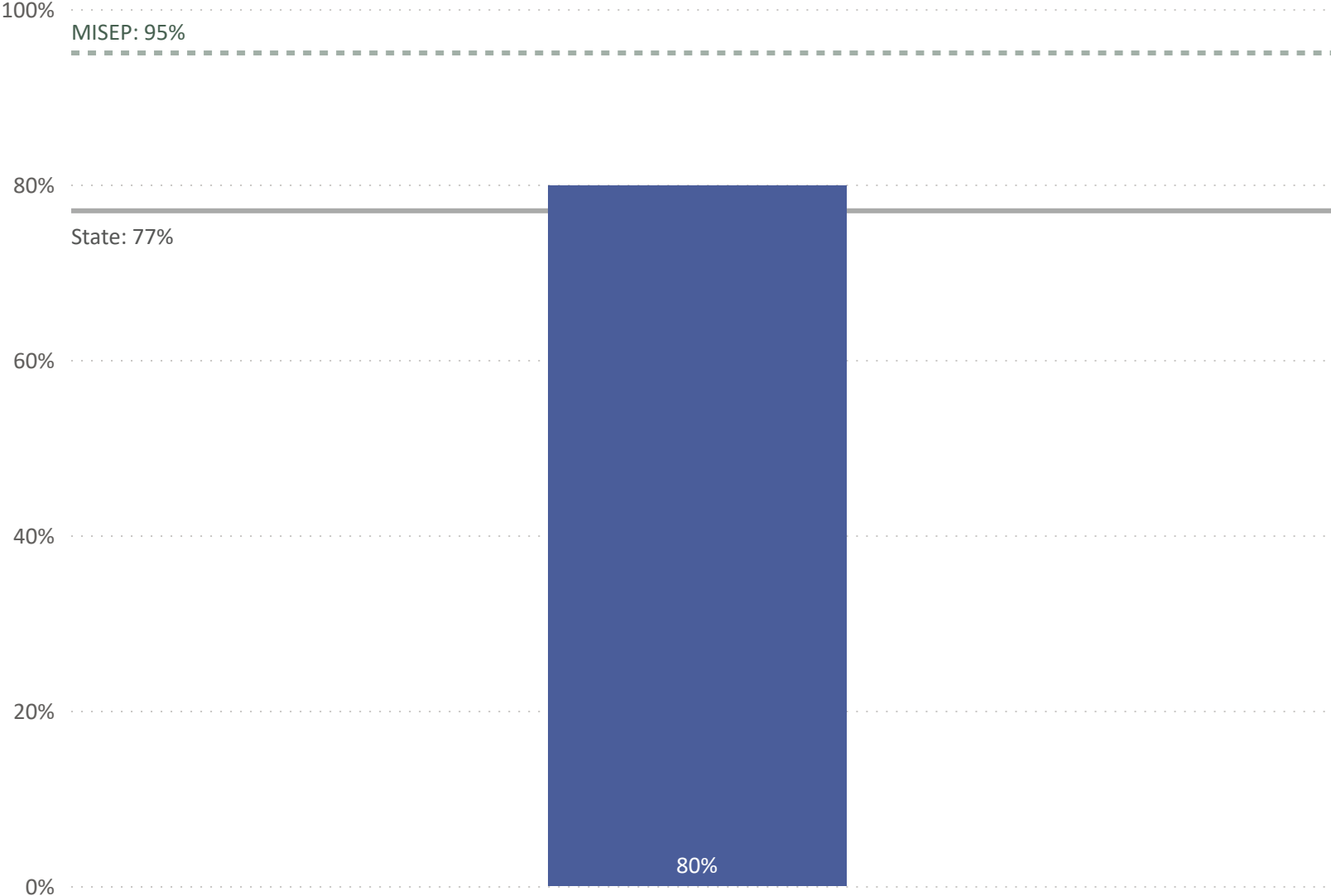


## Periodic Medical Exams

**MISEP | Measure Definition:** Following an initial medical examination, at least 95% of children shall receive periodic medical examinations and screenings.

### Quarter 2 Performance

80% (131/164) of children in the WMPC network received a periodic medical exam and screening, which does not meet the 95% benchmark, but does exceed the State average of 77% this quarter.



# WMPC Quarterly Performance Report

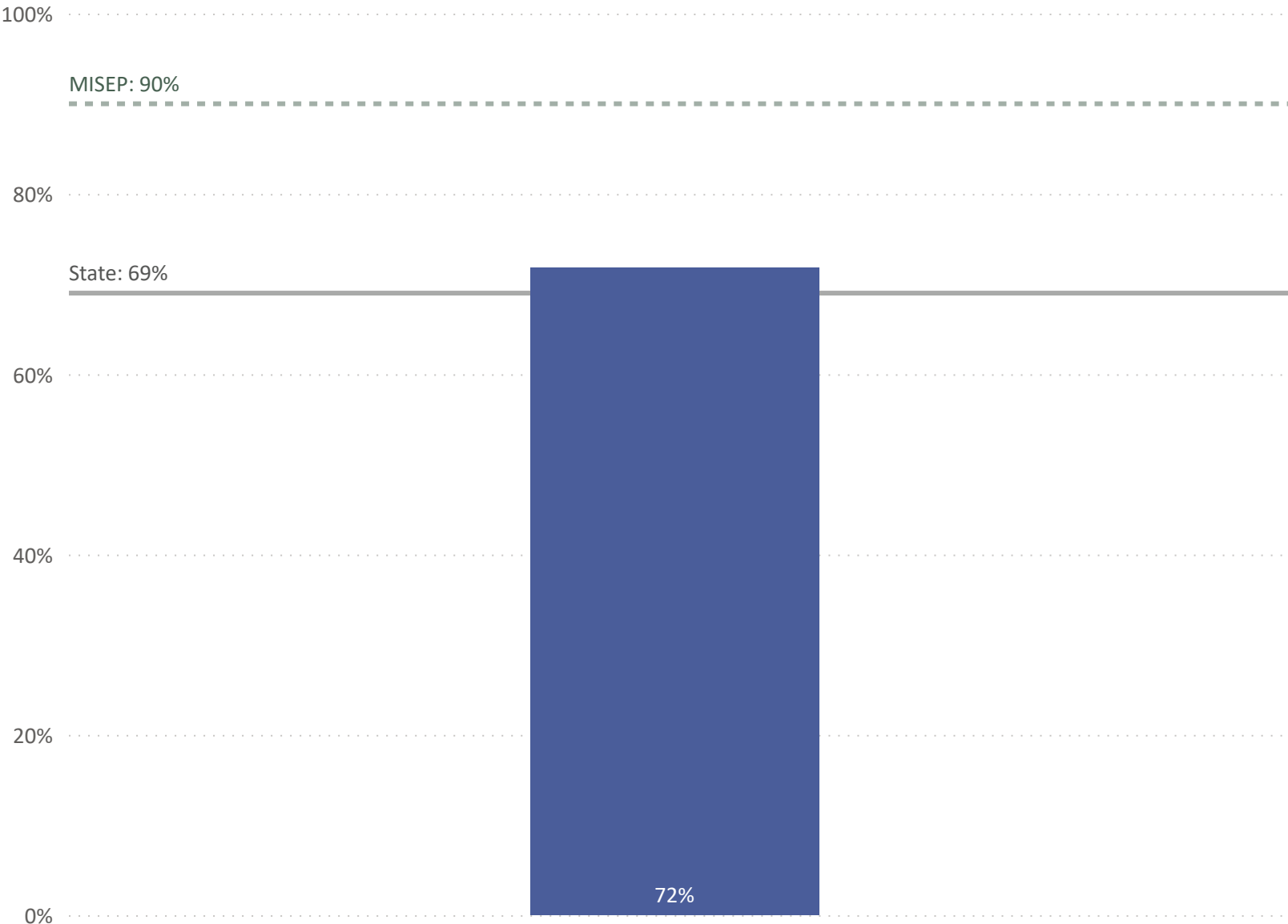


## Initial Dental Exams

**MISEP | Measure Definition:** No fewer than 90% of children shall have an initial dental examination within 90 days of removal unless the child has had an exam within 6 months prior to placement or the child is less than one years of age.

### Quarter 2 Performance

72% (28/39) of children in the WMPC network had an initial dental exam as required by MISEP, which does not meet the MISEP standard of 90%. The network surpassed the State average of 69% this quarter.



# WMPC Quarterly Performance Report

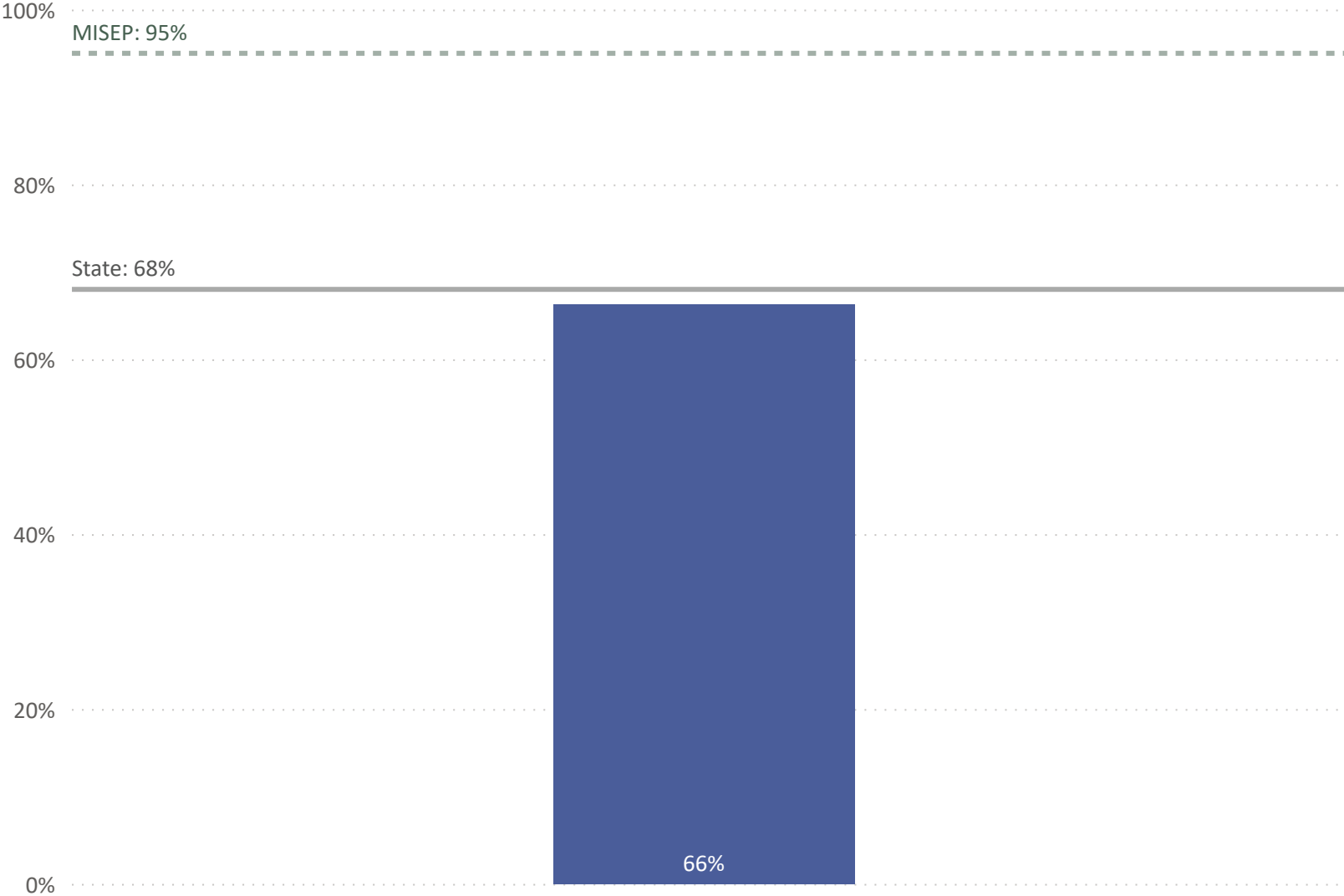


## Periodic Dental Exams

**MISEP | Measure Definition:** Following an initial medical examination, at least 95% of children shall receive periodic medical examinations and screenings.

### Quarter 2 Performance

66% (122/184) of children in the WMPC network had an initial dental exam as required by MISEP, which does not meet the MISEP benchmark.



# WMPC Quarterly Performance Report



## Adoption Disruptions

**MISEP | Measure Definition:** Fewer than 5% of placements for adoption shall end in disruption.

0

### Quarter 2 Performance

The network did not have any adoption disruptions in FY2022 Q2.

Adoption Disruptions

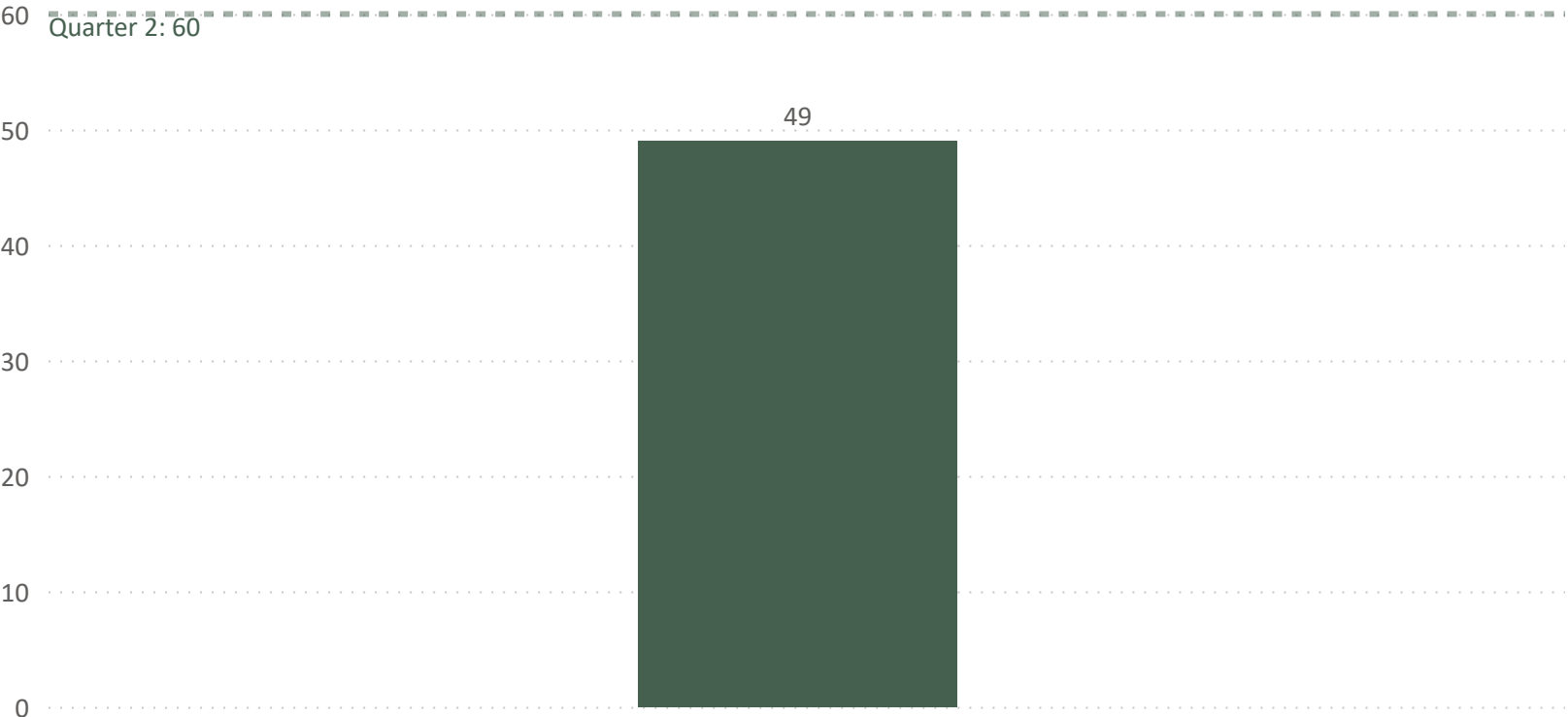
## Adoption Finalizations

**MISEP | Measure Definition:** By September 30th of the previous fiscal year, at least 80% of the number of children with a goal of adoption and have legal status of 44, 94, or sometimes 40, who were legally free for adoption on September 30th of the previous fiscal year, shall have adoptions finalized.

### FY2022 Performance through Q2

The network finalized 17 adoptions in quarter 2. There is now a total of 49 adoptions in FY2022 by the end of the 2nd quarter, which is 42% of the network's annual goal of 119 . WMPC needs to increase the number of adoption finalizations to meet the goal by the end of the fiscal year.

## Adoption Finalizations





# WMPC Quarterly Performance Report



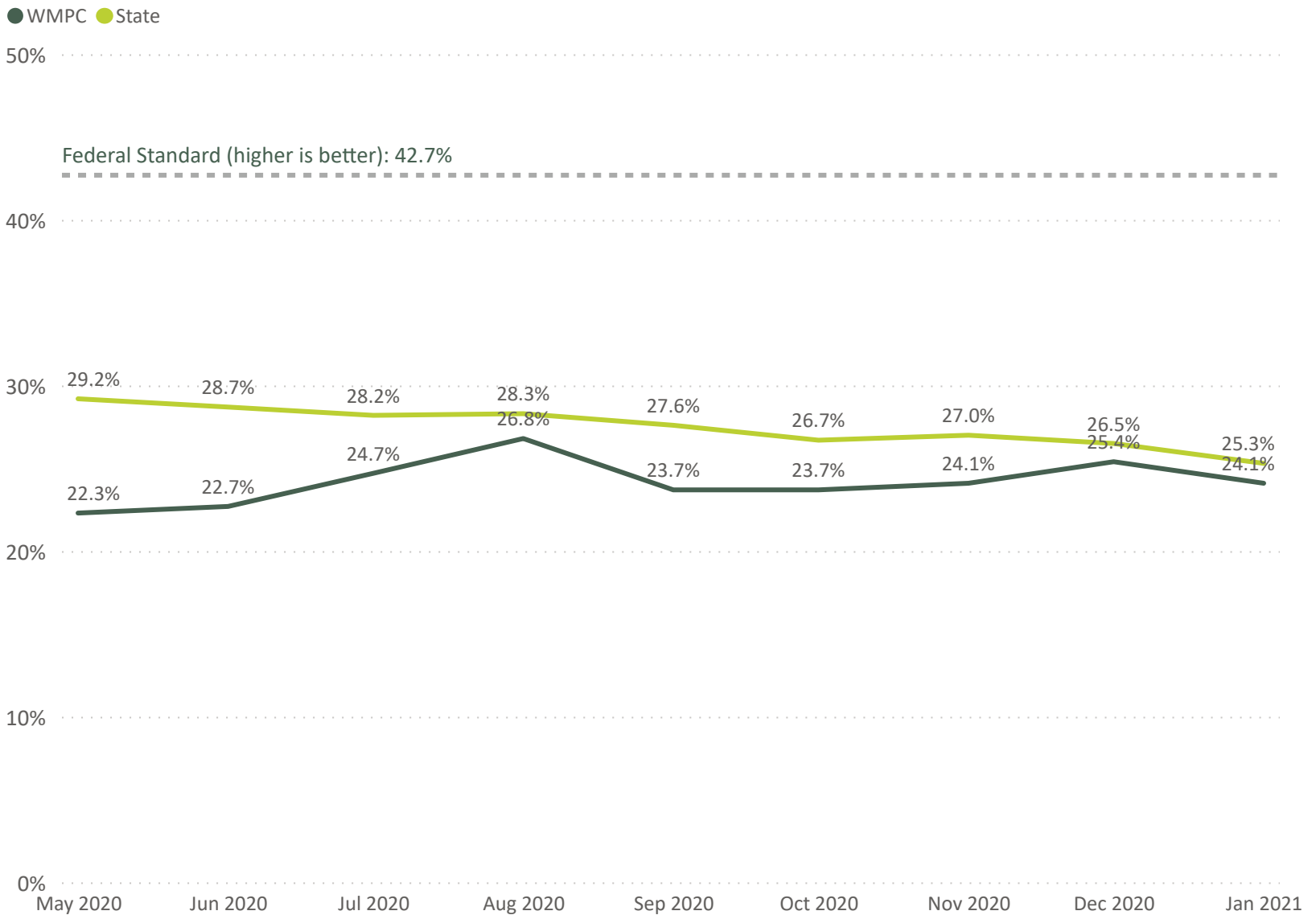
## Permanency in 12 months

**Federal | Measure Definition:** Of all children who enter foster care in a 12-month period, the percentage who are discharged to permanency within 12 months of entering foster care should be at least 42.7%. This percent is the federal standard. Children who are discharged to permanency must not re-enter foster care for the following 12 months to be counted in this measure. **Higher is better for this measure. Note: the most recent performance for this measure is January 2021 as children must remain discharged from foster care for 12 months to be counted.**

**WMPC Contract Amendment | Measure Definition:** At least 30% of children shall achieve permanency with 12 months for children entering foster care by the end of FY2022. The FY2022 goal is 30%, which is an 11% increase from FY2021.

### Current Performance

24.1% of children maintained permanency in January 2021, which did not meet the federal goal of 42.7% or WMPC contract requirement of 30%.



# WMPC Quarterly Performance Report



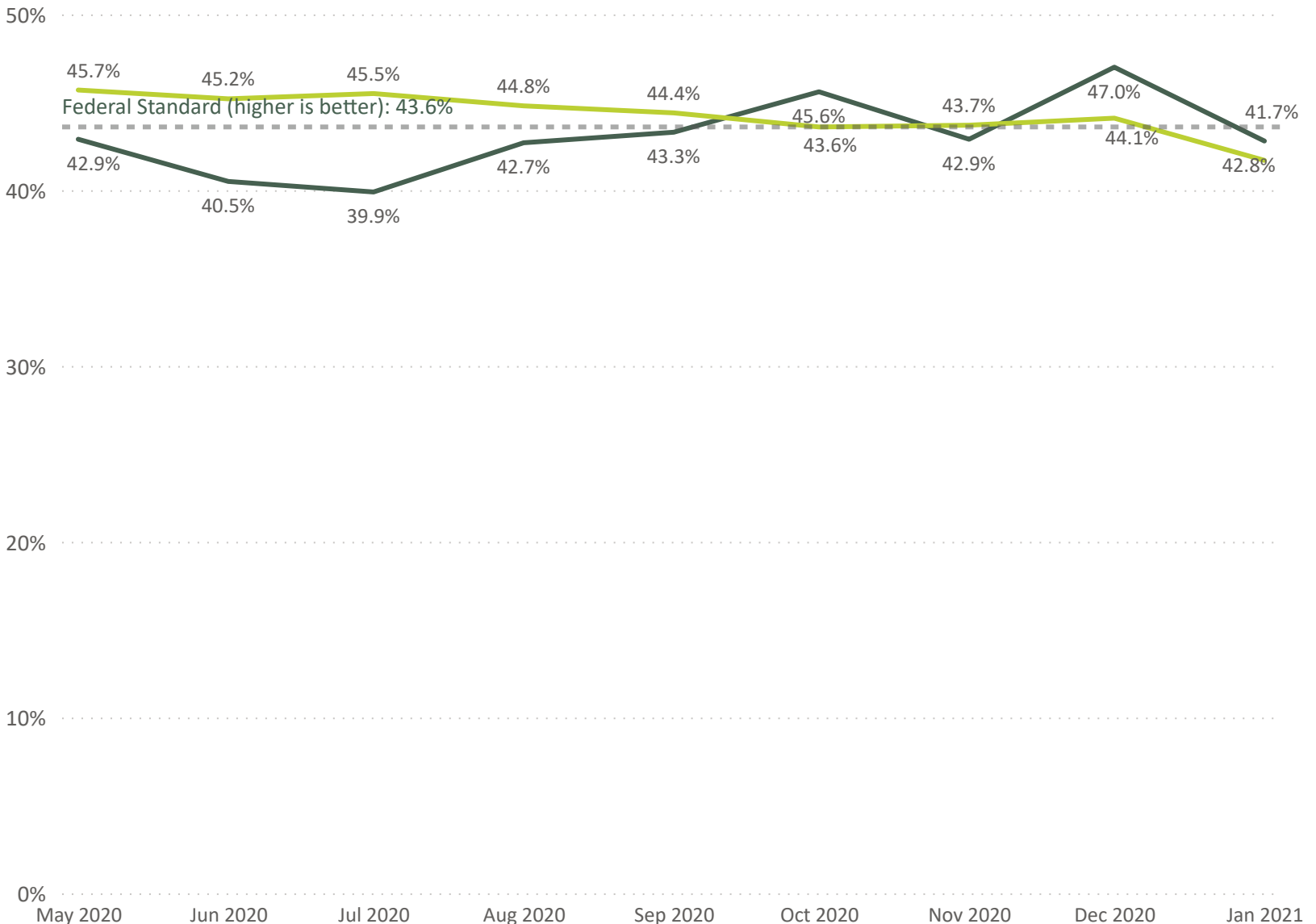
## Permanency in 12 months for children in care 12-23 months

**Federal | Measure Definition:** Of all children in care on the first day of a 12-month period who had been in care between 12 and 23 months, the percentage who are discharged to permanency within 12 months of the first day should be at least 43.6%. This percent is the federal standard. **Higher is better for this measure. Note: the most recent performance for this measure is January 2021 as children must remain discharged from foster care for 12 months to be counted.**

### Current Performance

42.8% of children maintained permanency in January 2021, which is just 0.8% below the federal standard for children in care between 12-23 months. This measure has been variable over the last year with performance at times above or below the federal standard.

● WMPC ● State



FY2022 Q2

Source: NCANDS entry cohorts November 2017 – January 2021, prepared by MDHHS DTMB, generated 5/6/2022

# WMPC Quarterly Performance Report

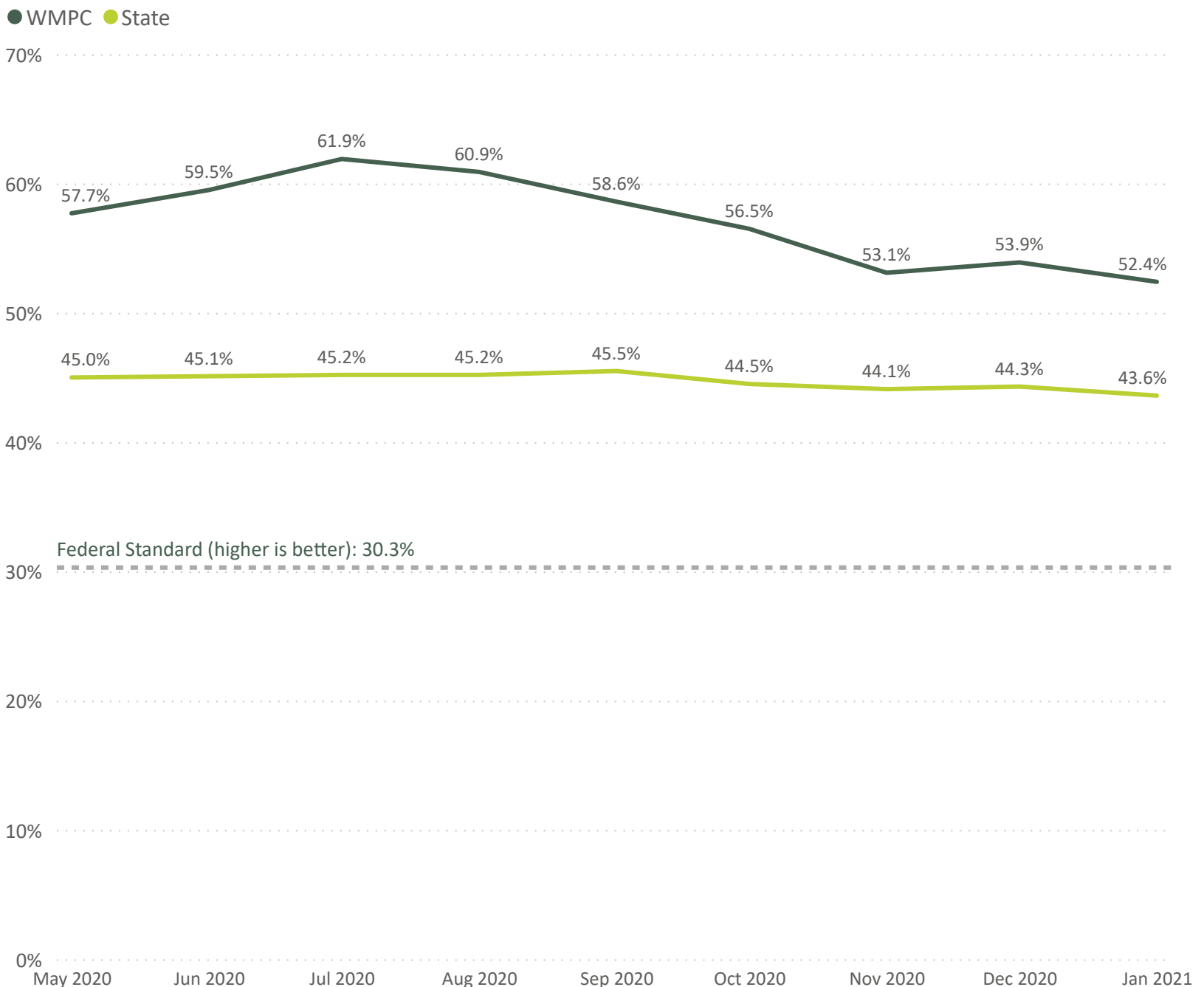


## Permanency in 12 months for children in care 24+ months

**Federal | Measure Definition:** Of all children in foster care on the first day of a 12-month period who had been in foster care for 24 months or more, the percentage who are discharged to permanency within 12 months of the first day should be at least 30.3%. This percent is the federal standard. **Higher is better for this measure. Note: the most recent performance for this measure is January 2021 as children must remain discharged from foster care for 12 months to be counted.**

### Current Performance

52.4% of children maintained permanency in January 2021. WMPC continues to outperform the State for this measure, although low performance in the federal measure *Permanency in 12 months* likely contributes to this.



FY2022 Q2

Source: NCANDS entry cohorts November 2017 – January 2021, prepared by MDHHS DTMB, generated 5/6/2022

# WMPC Quarterly Performance Report



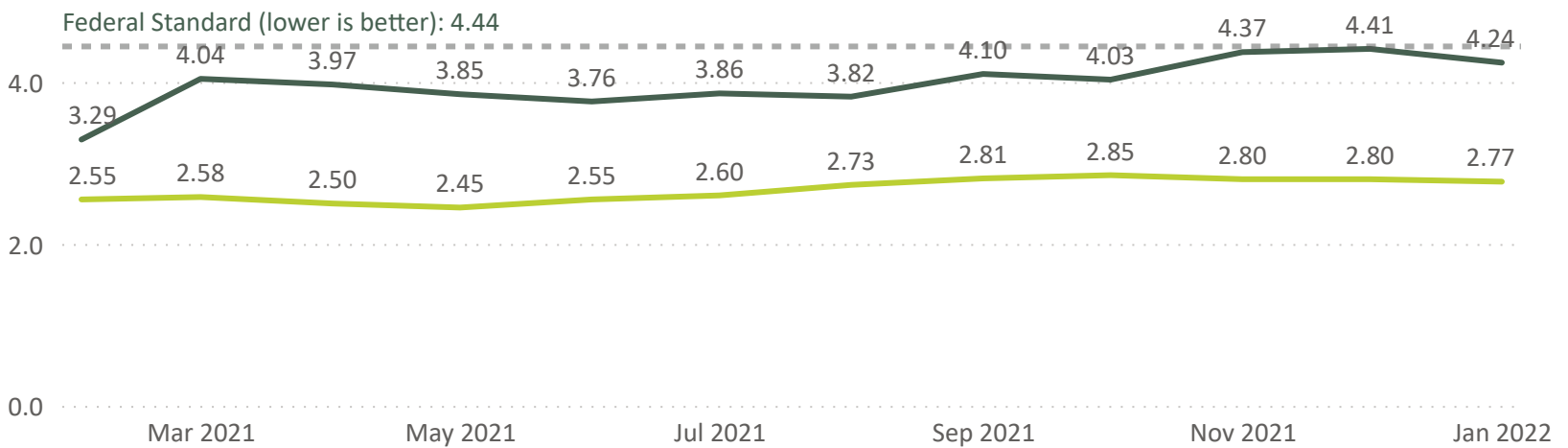
## Placement Stability

**Federal | Measure Definition:** Of all children who entered care in a 12-month period, the rate of placement moves per 1,000 days of foster care should be at most 4.44. This rate is the federal standard. **Lower is better for this measure.**

### Current Performance

WMPC consistently exceeds the federal standard of being below 4.44. but at 4.24 moves per 1,000 days is over the State average.

● WMPC ● State



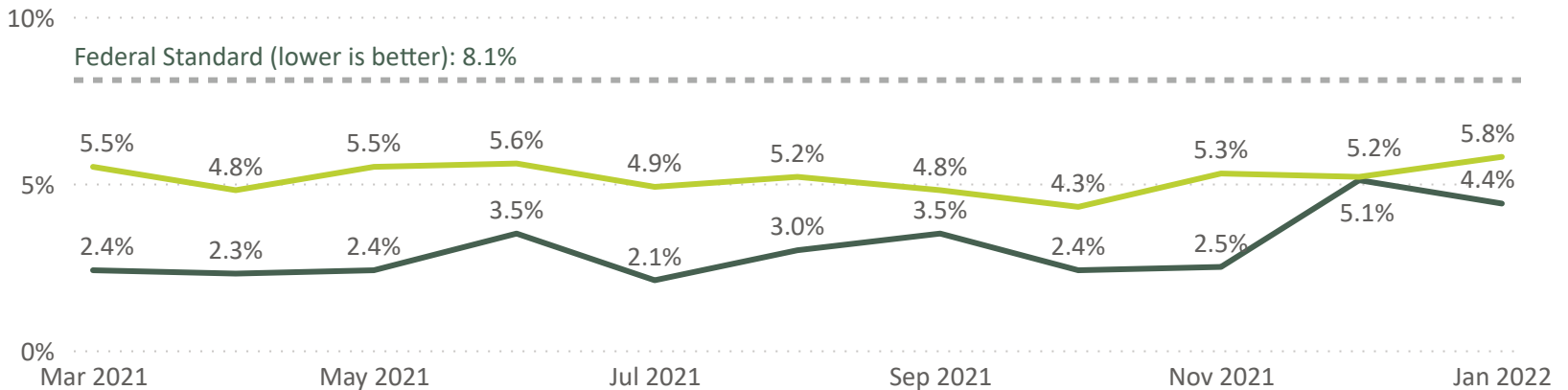
## Re-entry into foster care within 12 months

**Federal | Measure Definition:** Of all children who enter care in a 12-month period, who discharged within 12 months to reunification, living with relative, or guardianship, the percent who re-enter care within 12 months of their discharge should be at most 8.1%. This percent is the federal standard. **Lower is better for this measure.**

### Current Performance

WMPC met this measure's goal. The network consistently outperforms the State and the federal standard for this measure, with just 4.4% of children re-entering foster care within 12 months of being discharged from care.

● WMPC ● State



# WMPC Quarterly Performance Report

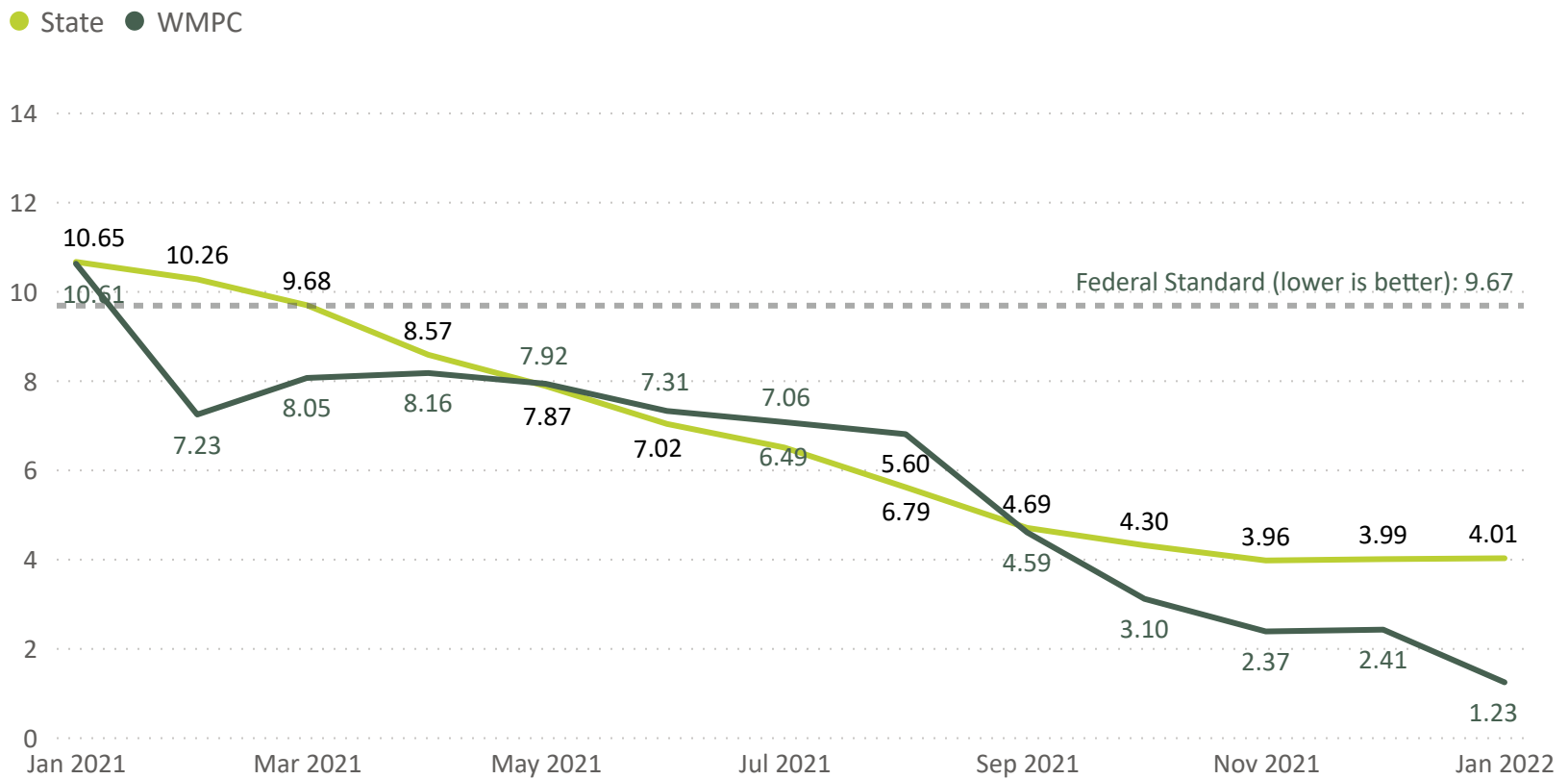


## Maltreatment In Care

**Federal | Measure Definition:** Of all children in foster care during a 12-month period, the rate of victimization per 100,000 days of foster care should be at most 9.67. This rate is the federal standard. **Lower is better for this measure.**

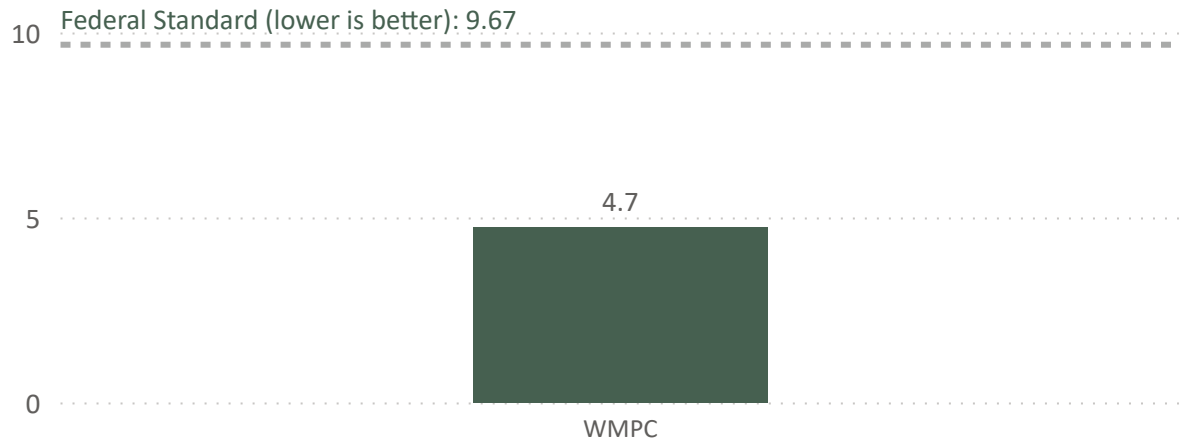
### Current Performance

MIC rates have decreased significantly for WMPC and the State, which is an encouraging trend. The WMPC MIC rate plummeted below the federal standard in February 2021 and has remained lower than 9.67 since. The most recent MIC rate of 1.23 per 100,000 days in foster care is well below the federal standard and is the lowest rate in the past 12 months.



## FY2022 Adjusted MIC Rate

WMPC monitors MIC rates each quarter using the number of substantiated investigations and total number of days children are in care during the quarter. The network had five MIC events in FY2022 and at 4.74 is still far below the federal standard of 9.67.



## FY2022 Q2

Source: NCANDS entry cohorts November 2017 – January 2020, prepared by MDHHS DTMB, generated on 5/6/2022; Mindshare MIC By Agency, accessed 5/16/2022

# WMPC Quarterly Performance Report



## Licensed Unrelated Foster Homes

**WMPC Contract | Measure Definition:** The WMPC network will license the number of licensed unrelated foster homes required to meet or exceed their benchmark for total number of licensed homes. This measure is determined for each agency by the MDHHS Children's Services Administration's Adoption and Foster Parent Recruitment and Retention (AFPRR) licensing calculator. The WMPC network has a goal of licensing 108 new non-relative foster homes in FY2022. This measure includes homes that were initially counted relative licensed and changing to non-relative. The network should aim to license 50%, or 54 homes by the end of the 2nd quarter to be on track to meet the fiscal year goal.

### FY2022 Performance through Q2

The WMPC Network licensed 10 unrelated foster homes in quarter 2 for 18 total\* in FY2022 through Q2. This is 17% of the fiscal year goal of licensing 108 unrelated homes for the network. Agencies must increase their performance for the remaining two quarters to reach their individual annual goals.

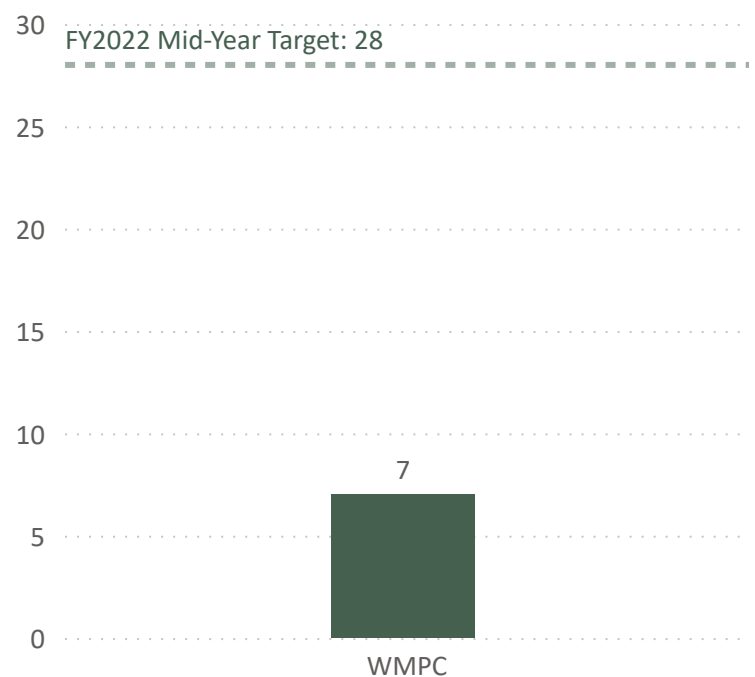
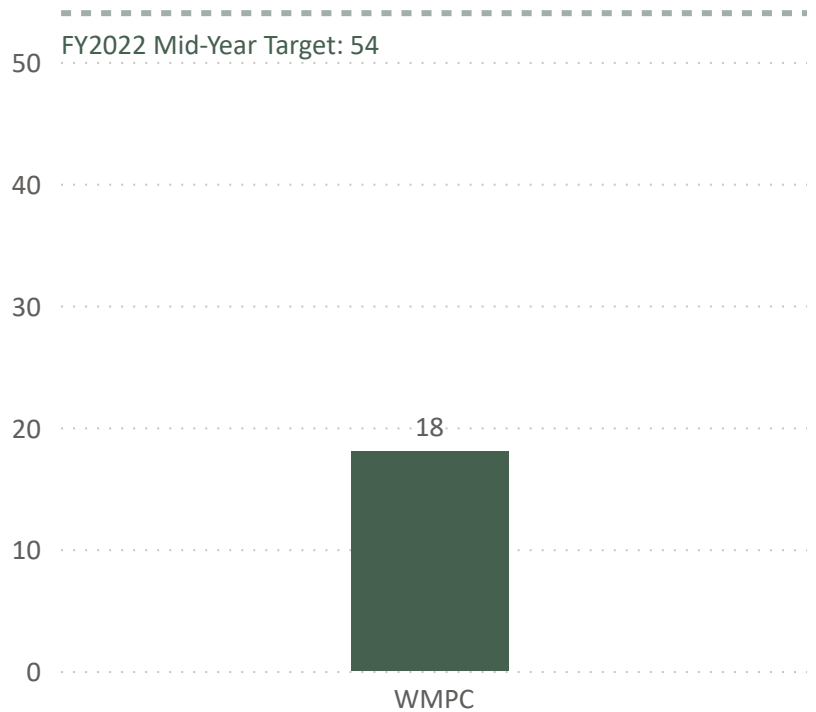
\*In quarter 1, it was reported 5 unrelated foster homes were licensed. The definition was updated to include licensed homes which had no children or having children from outside of Kent County placed in the home, so 3 additional homes were added. So there is a total of 8 unrelated foster homes licensed in Kent County within the WMPC network in Q1.

## Licensed Relative Foster Homes

**WMPC Contract | Measure Definition:** The number of new relatives successfully completing the licensing process will increase by 10% each fiscal year. The baseline measure was established in FY2019 of 41 licensed relatives. The FY2022 goal is to license 55 relatives. The network should aim to license 50%, or nearly 21 homes in the first quarter to be on track to meet the fiscal year goal. **Note: this does not include relatives in the process of re-evaluations to maintain their foster home license. It only includes new licenses.**

### FY2022 Performance through Q2

WMPC agencies licensed 2 new relative licensed foster homes in quarter 2 for a total of 7 in FY2022 through quarter 2. This is just 17% of the fiscal year goal of licensing 55 relative homes for the network. All agencies must increase their performance for the remaining two quarters to reach their individual annual goals.



# WMPC Quarterly Performance Report



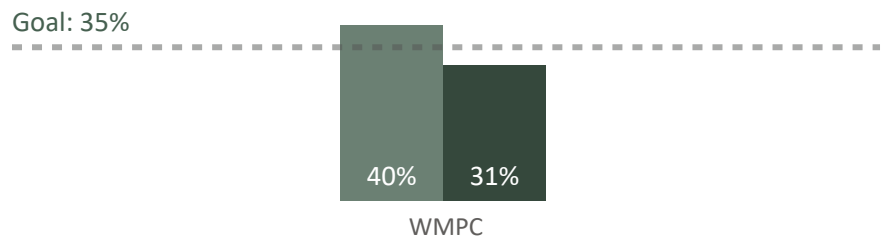
## Relative Placements

**WMPC Contract | Measure Definition:** The WMPC network will increase the percentage of days children placed in relative care by **6%** from FY2021 OR at least **35%** of all children served by the WMPC network are in relative care each year. Children spent 40% of their days placed in licensed or unlicensed relative homes in FY2021, so the FY2022 goal is at least 35%.

### Quarter 2 Performance

Children in WMPC's care spent 31% of FY2022 Q2's total days in licensed/unlicensed relative homes, which is consistent with Q1. This does not meet the contractual measure of 35%.

FY ● FY2021 ● FY2022

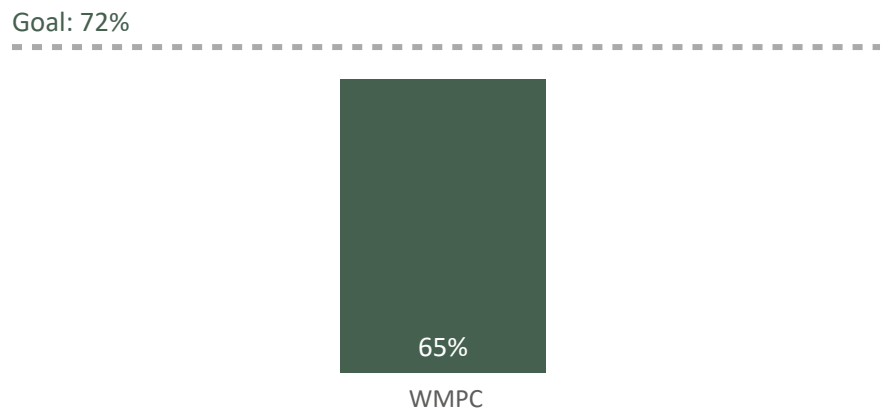


## In-County Placements

**WMPC Contract | Measure Definition:** 72% of placements will occur in Kent County by the end of FY2022. This measure excludes relative placements and AWOL (Absent Without Leave, runaway).

### Quarter 2 Performance

WMPC did not meet the contractual requirement of 72% of placements being in Kent County in FY2022 Q2. 65% of the total number of placements in the 2nd quarter were in Kent County. This is a slight increase from the 1st quarter's percentage of 63%.

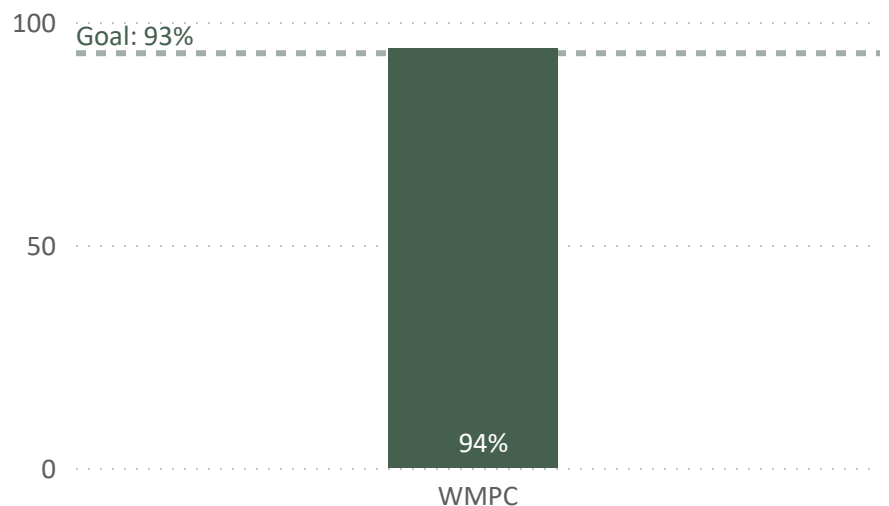


## Community Placements

**WMPC Contract | Measure Definition:** The percentage of days children placed in community-based foster care in the most family-like setting will meet or exceed 94% or should increase by 3% from the previous year. Children spent 90% of their days in community placements in FY2021, so the FY2022 goal is at least 93%.

### Quarter 2 Performance

The WMPC network increased their number of days spent in community placements by 2% from the 1st quarter, to 94%. This exceeds the contractual requirement of 93%.



# FY2022 Q2

# WMPC Quarterly Performance Report



## Shelter as First Placement

**WMPC Contract | Measure Definition:** The WMPC Network will reduce the percentage of children whose first placement is in a shelter each fiscal year. The FY2022 goal is not to exceed 15% of children with shelter as their first placement.

### Quarter 2 Performance

The network did not have any children placed in shelter as their first placement in the 2nd quarter of FY2022 and therefore exceeded the goal for this measure. No children have been placed in shelter as their first placement in FY2022. Two children were placed in shelter care in quarter 2.

0

Children with Shelter as First Placement

2

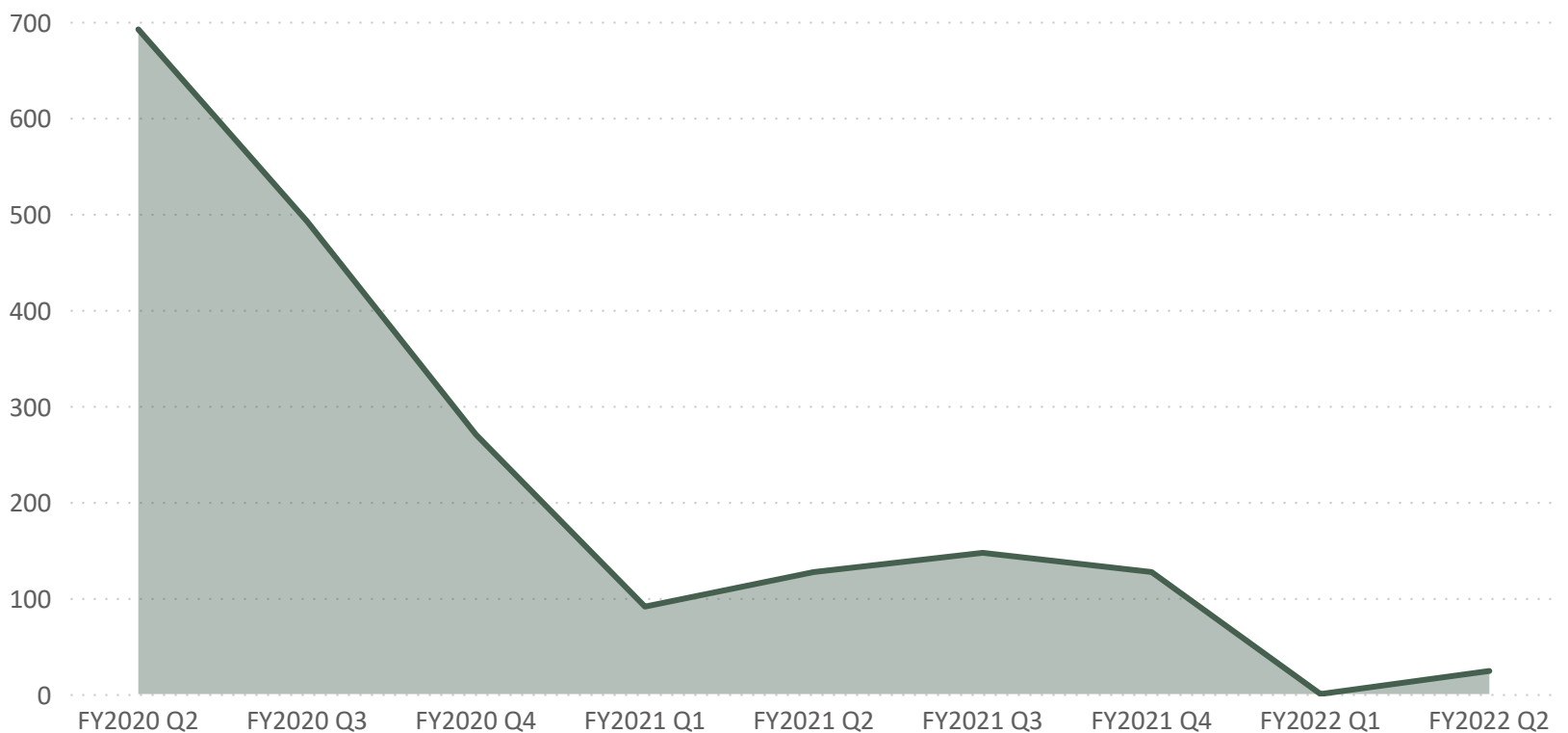
Children in Shelter Placements

## Total Days in Shelter

**WMPC Contract | Measure Definition:** The total number of days children placed in emergency shelter will reduce by 16% from FY2019 by the end of FY2022. The FY2020 goal was a 2% reduction from FY2019, or 3,033 days. The FY2021 goal was a 5% reduction from FY2020, or 2,878 days in shelter. The FY2022 goal is a 9% reduction from FY2021, or 2,600 days for the network.

### Quarter 2 Performance

In FY2021, WMPC network children spent 471 days in shelter. This is a 76% reduction from FY2020. In the first two quarters of FY2022, children spent only 24 days in shelter (0 in 1st quarter). The WMPC network is on track to be below the target of 2,600 days in care and could also be well below last fiscal year's total number of days in shelter.



FY2022 Q2



# WMPC Quarterly Performance Report

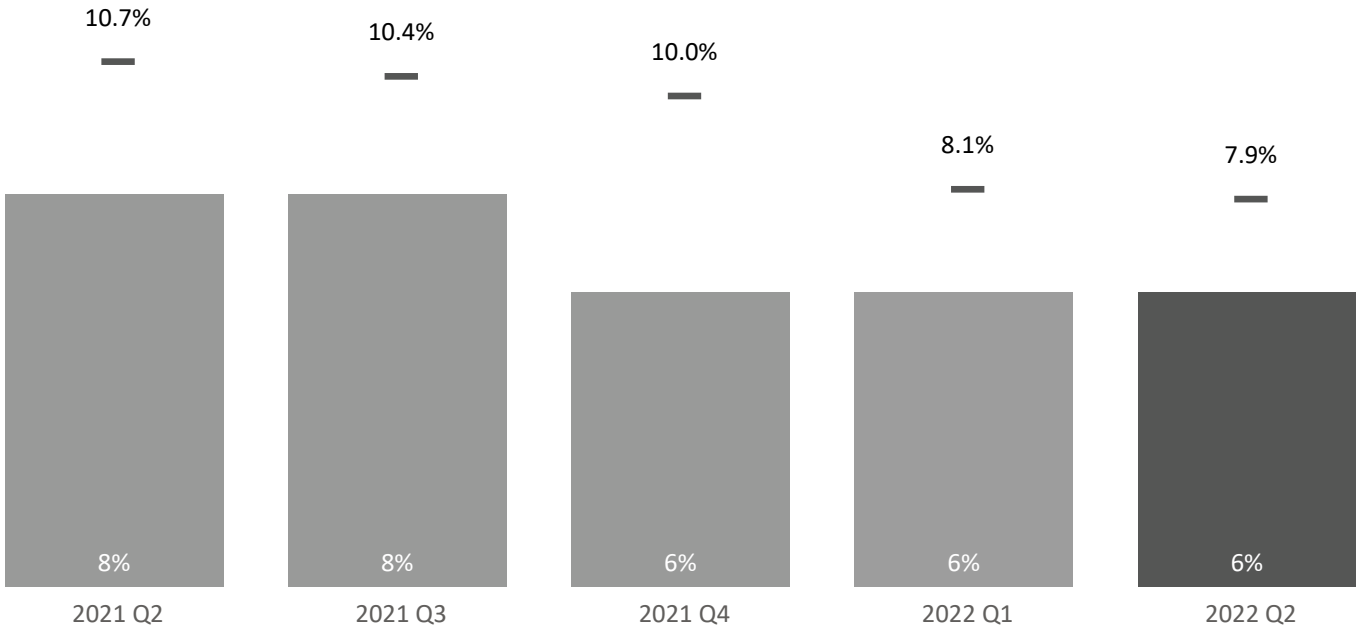


## Percentage of Foster Care Population in Residential Care

**WMPC Contract | Measure Definition:** The WMPC network will decrease the percentage of children in residential placements each quarter. Quarterly targets are calculated by decreasing the previous fiscal year and quarterly performance by 3% of the total foster care population in residential care for each foster care agency in the network. For example, a 3% change for 15% would be 0.45% and would result in a 14.6% quarterly target. **Performance below the benchmark is better for this measure as the goal is to decrease the percentage of youth in residential placements each quarter.**

### Quarter 2 Performance

Six percent of WMPC's foster care population were placed in residential care in FY2022 Q2, which meets the contractual requirement of being below 7.9%. The network consistently met the contractual requirements last quarter and last fiscal year.



FY2022 Q2

Source: Mindshare Placements Dashboard, accessed 5/11/2022.

# WMPC Quarterly Performance Report

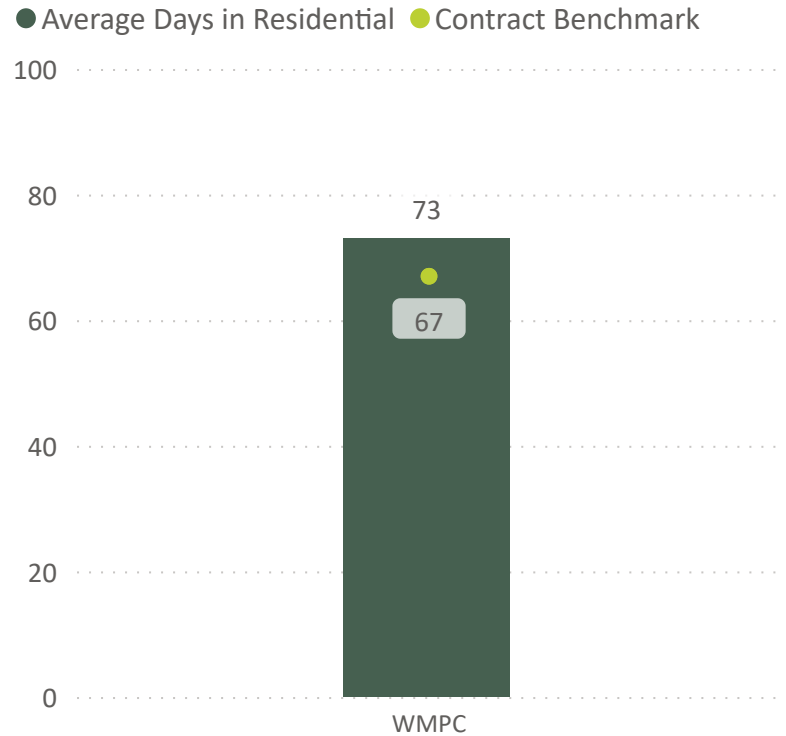


## Average Days in Residential Placements

**WMPC Contract | Measure Description:** The WMPC Network will reduce the average days children spend in residential placements each quarter. Quarterly targets are calculated by decreasing the previous fiscal year and quarterly performance by 3% of the total average days in residential care. For example, a 3% change for 86 average days would be 3 average days and would result in 83 average day quarterly target. The target for FY 2022 Q2 is 67 average days spent in residential placements. **Lower or below the benchmark line is better for this measure.**

### Quarter 2 Performance

The average number of days children spent in residential placements for the Network in the 2nd quarter was 73 days, which is over the benchmark. The network will need to focus on decreasing the length of stay in facilities to meet the next quarter's goal.

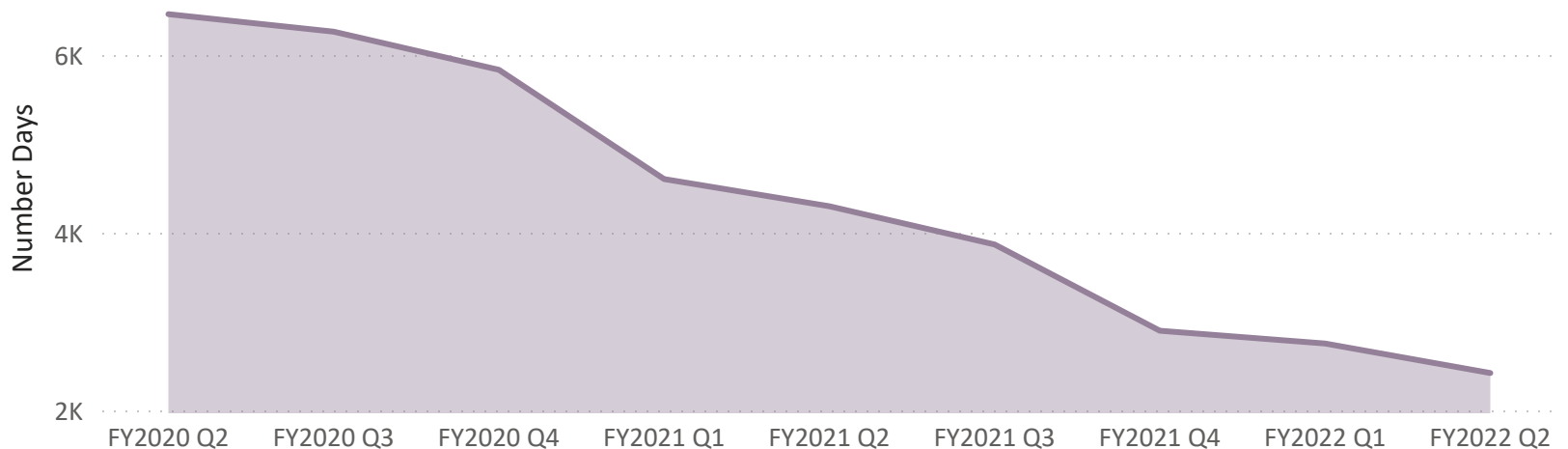


## Total Days in Residential Placements

**WMPC Contract | Measure Description:** The total number of days children placed in residential care will reduce by 24% from FY2019 (24,109 days) by the end of FY2022, with the goal to be at or below 26,753 days at the end of the fiscal year. This includes an incremental a reduction of 8% (22,109 total days) in FY2020, 16% (19,916 total days) in FY2021, and **24% (26,205 total days) in FY2022.**

### Quarter 2 Performance

WMPC children spent just 2,421 days in residential placements in the 2nd quarter for a total of 5174 days in FY2022. Based on this performance, WMPC is projected to meet the fiscal year target of decreasing by 8% and remaining below 26,205 total days in residential placements for the entire fiscal year.



# FY2022 Q2