





WMPC Network
Quarterly Review Report
April – June 2019




FY 2019 YTD (10/1/2018 – 6/30/2019) Performance

Source: MiSACWIS Info View Reports, retrieved 8/6/2019

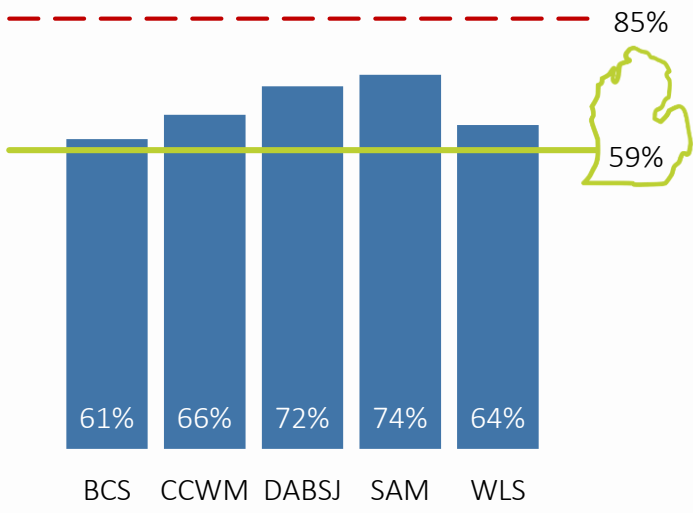
| | | Worker-Child | Worker-Parent | Parent-Child | Worker-Supervisor |
|--|----------------------------------|--------------|---------------|--------------|-------------------|
| Social Work Contacts  | Benchmark | 95% | 85% | 85% | 95% |
| | <i>WMPC Network Total</i> | 95% | 65% | 47% | 99% |
| | Bethany Christian Services | 97% | 61% | 44% | 99% |
| | Catholic Charities West Michigan | 96% | 66% | 48% | 99% |
| | D.A. Blodgett-St. Johns | 94% | 74% | 37% | 100% |
| | Samaritas | 95% | 68% | 50% | 98% |
| | Wellspring Lutheran Services | 93% | 58% | 38% | 98% |

| | | Initial Medical | Yearly/Periodic Medical | Initial Dental | Yearly Dental |
|--|----------------------------------|-----------------|-------------------------|----------------|---------------|
| Medicals & Dentals  | Benchmark | 85% | 95% | 90% | 95% |
| | <i>WMPC Network Total</i> | 83% | 84% | 74% | 83% |
| | Bethany Christian Services | 81% | 85% | 70% | 87% |
| | Catholic Charities West Michigan | 91% | 89% | 83% | 99% |
| | D.A. Blodgett-St. Johns | 83% | 89% | 86% | 90% |
| | Samaritas | 77% | 82% | 72% | 70% |
| | Wellspring Lutheran Services | 84% | 68% | 64% | 62% |

| | | Initial Service Plans | Updated Service Plans | Plan Approvals |
|---|----------------------------------|-----------------------|-----------------------|----------------|
| Service Plans  | Benchmark | 85% | 85% | 95% |
| | <i>WMPC Network Total</i> | 84% | 91% | 89% |
| | Bethany Christian Services | 94% | 93% | 90% |
| | Catholic Charities West Michigan | 82% | 99% | 97% |
| | D.A. Blodgett-St. Johns | 90% | 85% | 84% |
| | Samaritas | 81% | 91% | 94% |
| | Wellspring Lutheran Services | 71% | 83% | 79% |

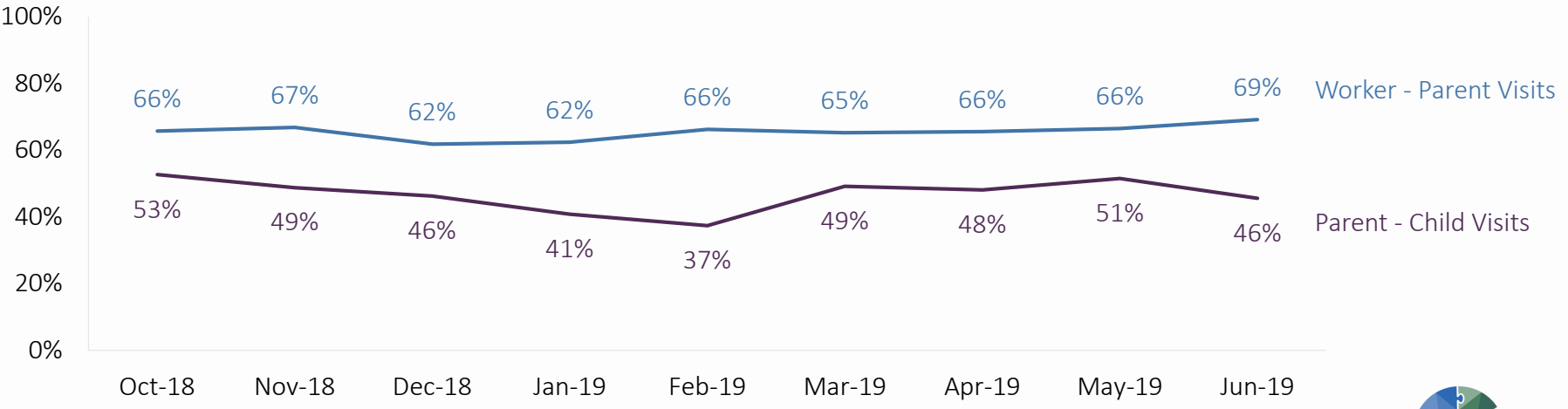
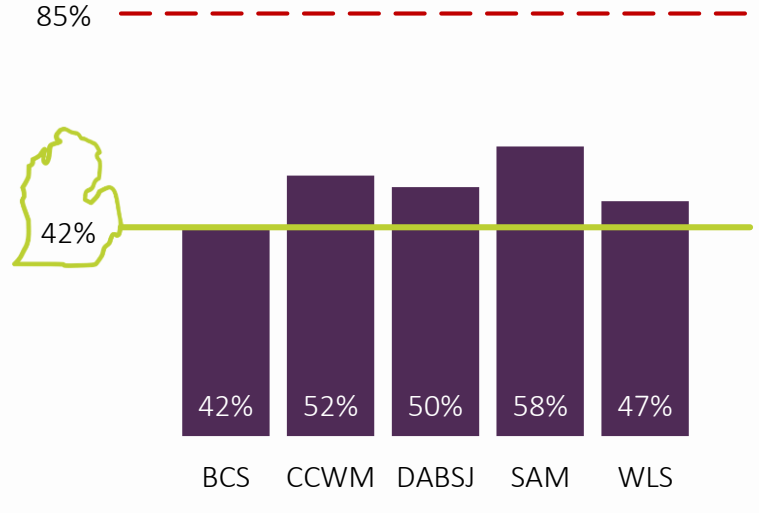
Worker - Parent Visits

At least 85% of parents whose children have a permanency goal of reunification shall have face to face contact by the assigned caseworker in accordance with the guidelines in FOM.



Parent - Child Visits

No fewer than 85% of children with a goal of reunification shall have visitation with their parent(s) at least weekly for youth six years old or older and at least twice per week for youth 0-5 years old.

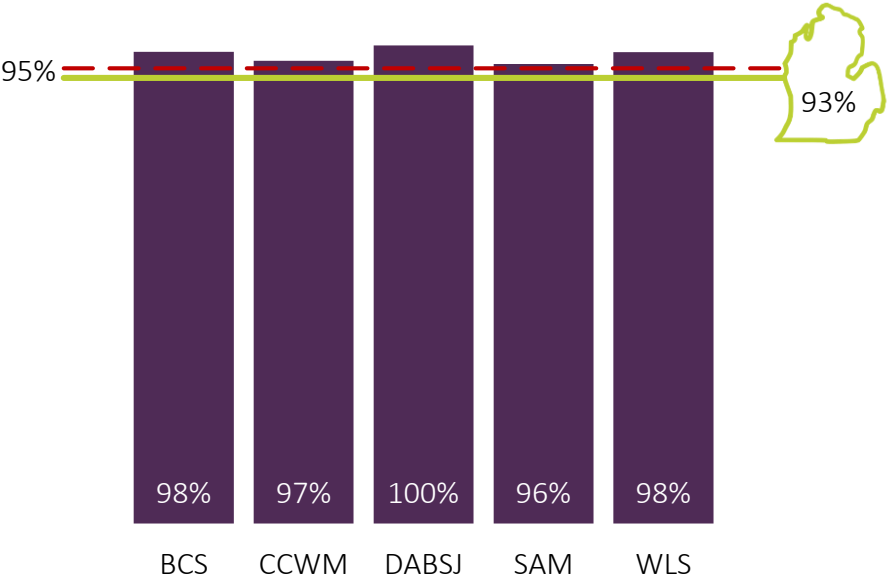


Source: MiSACWIS Social Work Contacts Timeliness Info View Report, retrieved August 6, 2019; MDHHS Children's Services Agency - MMR Scorecard statewide performance, April - June, 2019



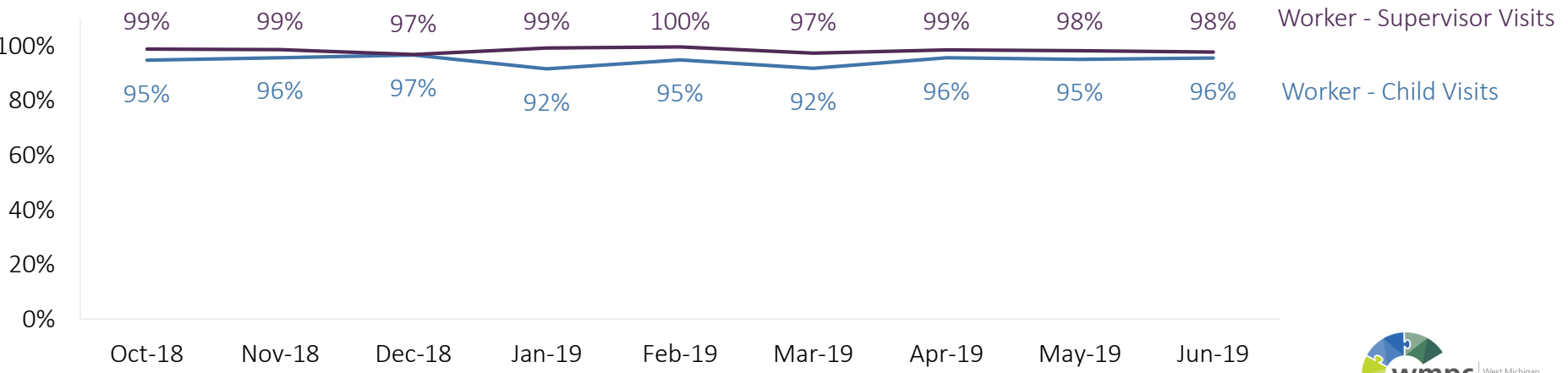
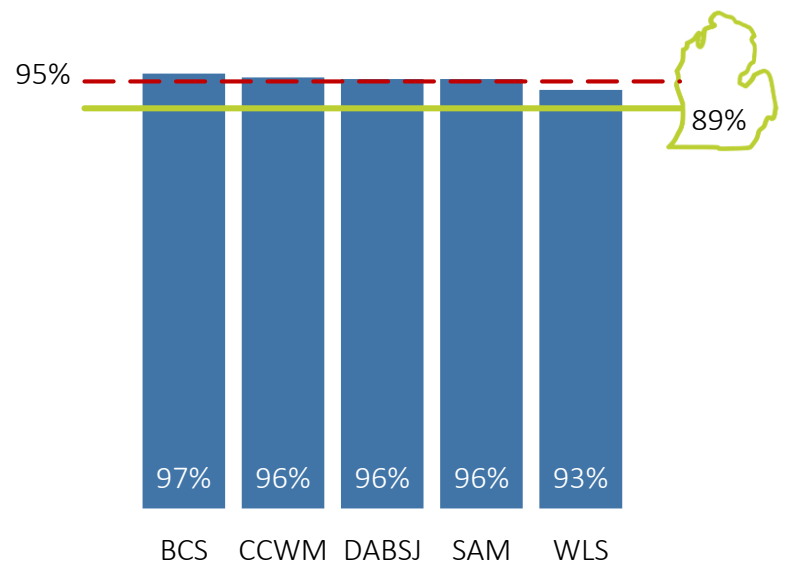
Worker - Supervisor Visits

At least 95% of supervisors shall meet at least monthly with each assigned case worker to review the status and progress of each case on the worker's caseload.



Worker - Child Visits

At least 95% of children will be visited by their assigned worker.



Source: MiSACWIS Social Work Contacts Timeliness Info View Report, retrieved August 6, 2019; MDHHS Children's Services Agency - MMR Scorecard statewide performance, April - June, 2019

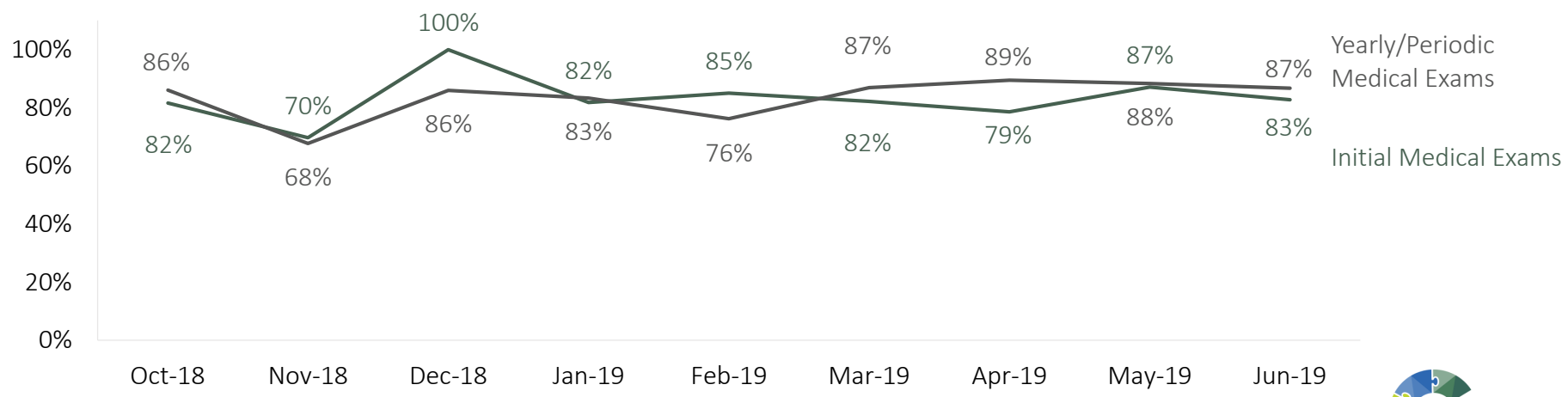
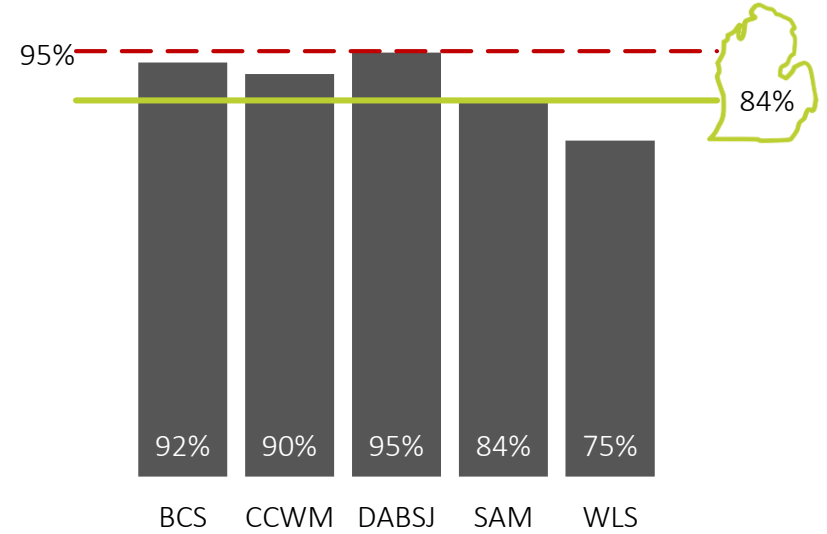
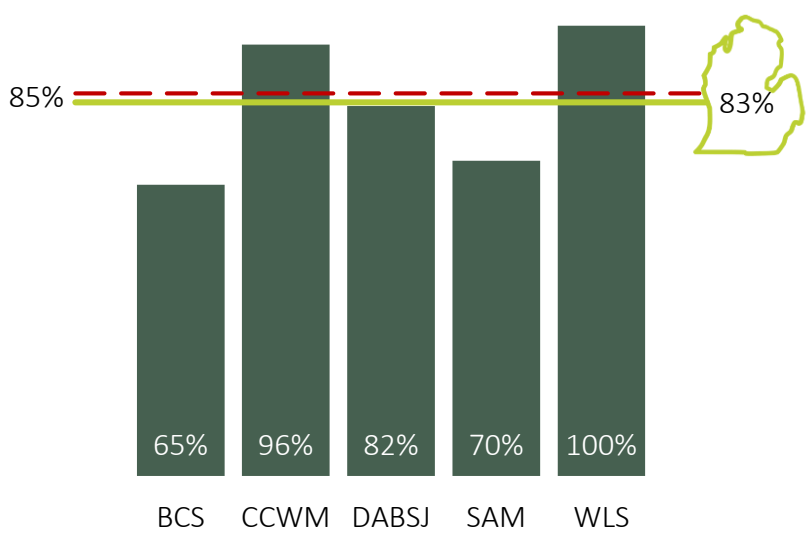


Initial Medical Exams

At least 85% of children will have an initial medical examination within 30 days of removal.

Yearly/Periodic Medical Exams

Following an initial medical examination, at least 95% of children shall receive periodic medical examinations and screenings according to the guidelines set forth by the American Academy of Pediatrics.

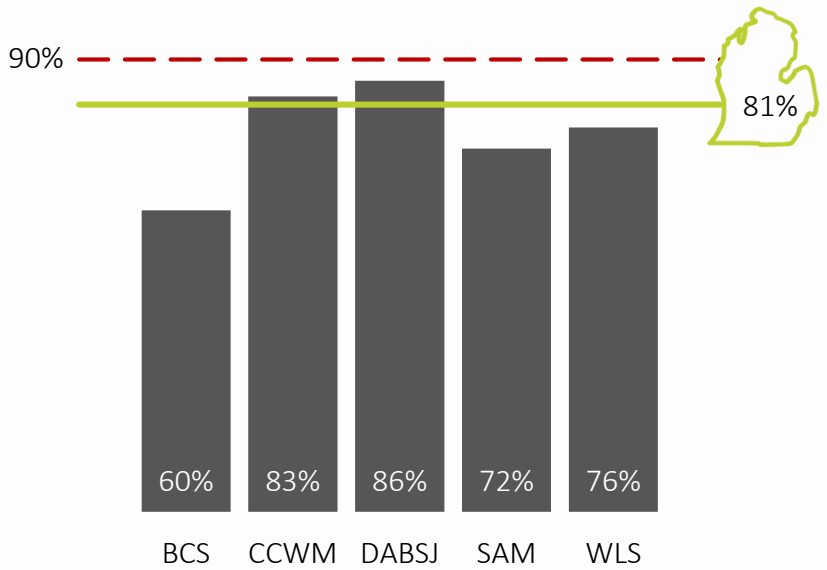


Source: MiSACWIS Medical Exam Timeliness Info View Report, retrieved August 6, 2019; MDHHS Children's Services Agency - MMR Scorecard statewide performance, April - June, 2019



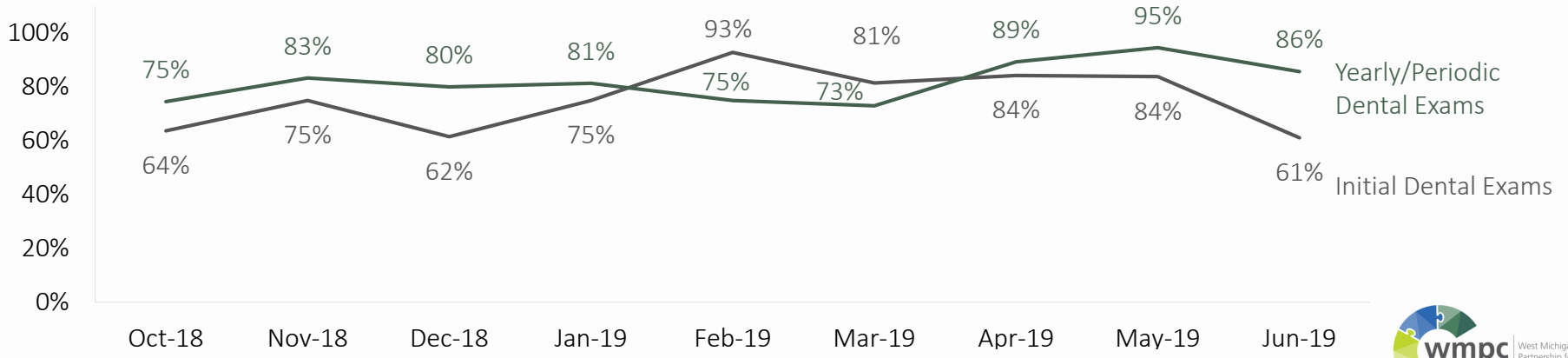
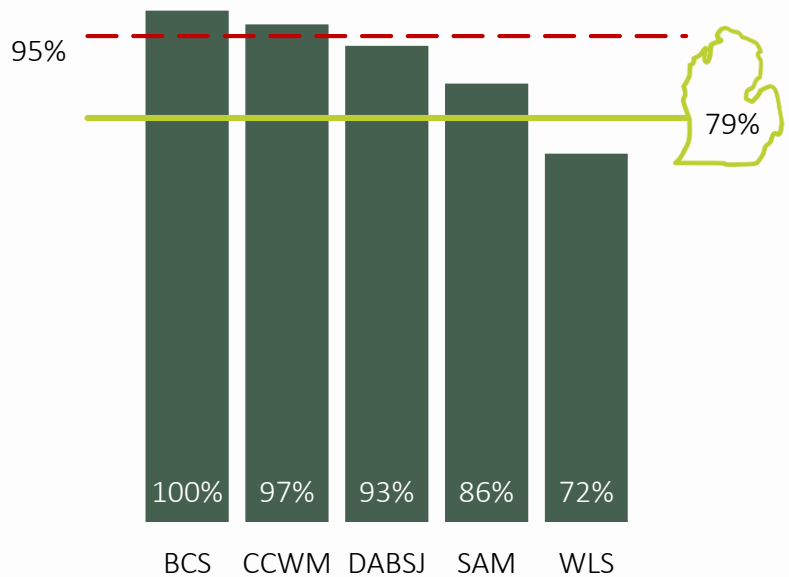
Initial Dental Exams

At least 90% of children shall have an initial dental examination within 90 days of removal unless the child has had an exam within six months prior to placement or the child is less than four years of age.



Yearly Dental Exams

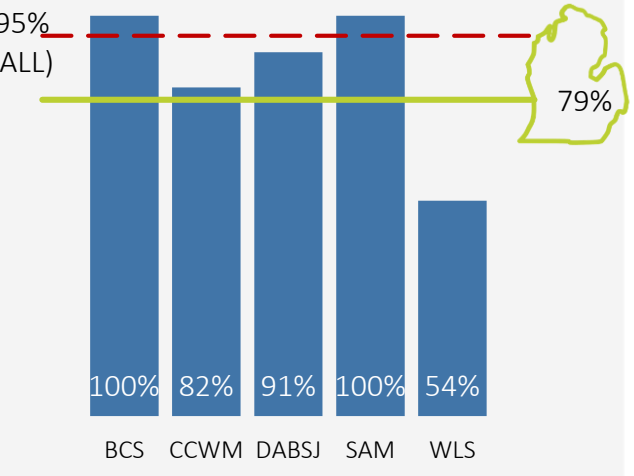
At least 95% of applicable children shall have a dental examination at least every 12 months.



Source: MISACWIS Dental Exam Timeliness Info View Report, retrieved August 6, 2019; MDHHS Children's Services Agency - MMR Scorecard statewide performance, April - June, 2019

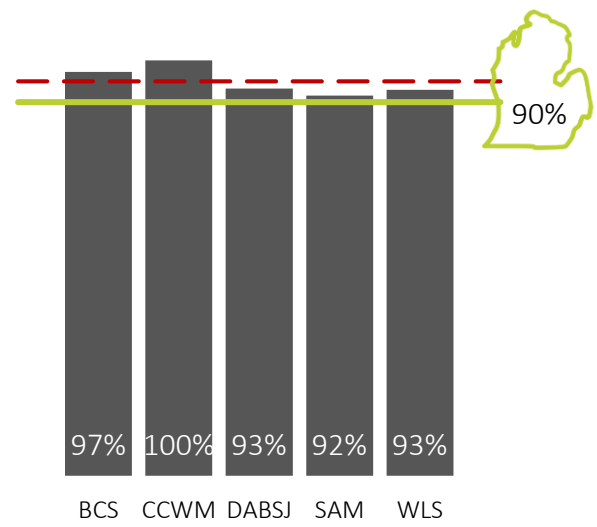
Initial Service Plans

At least 95% of children shall have an initial service plan completed within 30 days of entry into foster care and quarterly thereafter in accordance with the guidelines in FOM.



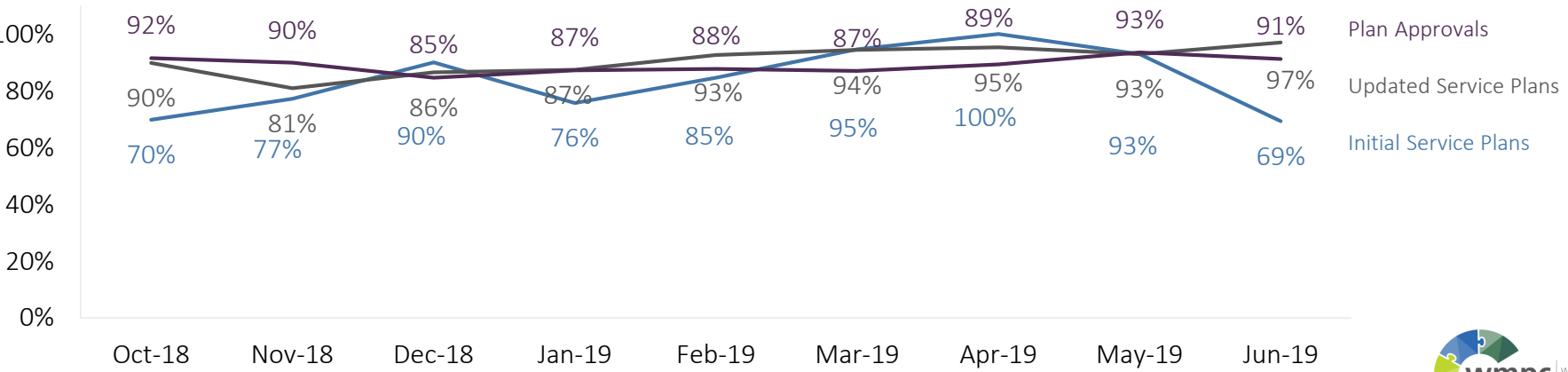
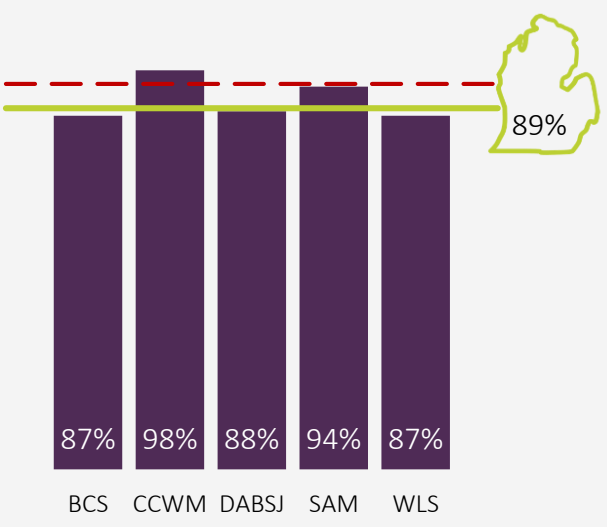
Updated Service Plans

At least 95% of children shall have a service plan updated quarterly.



Plan Approvals

At least 95% of children shall have a case service plan approved within 14 days of case worker submission to the supervisor for review per FOM 722-09 policy.



Source: MISACWIS Caseworker Service Plan Timeliness Info View Report, retrieved August 6, 2019; MDHHS Children's Services Agency - MMR Scorecard statewide performance, April - June, 2019

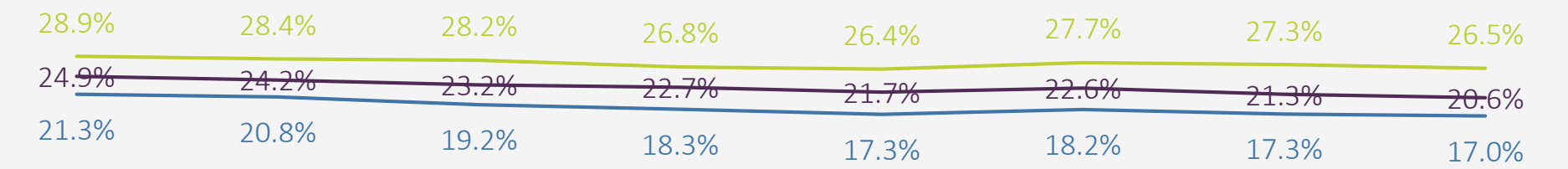


Performance Outcomes

Permanency in 12 Months

National Standard: 40.5%

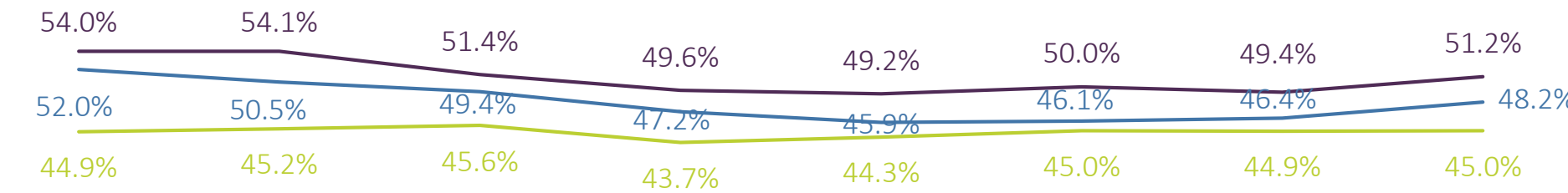
Of children who enter care in a 12-month period, what percent discharged to permanency within 12 months of entering care? (Higher is better)



Permanency in 12-23 Months

National Standard: 43.6%

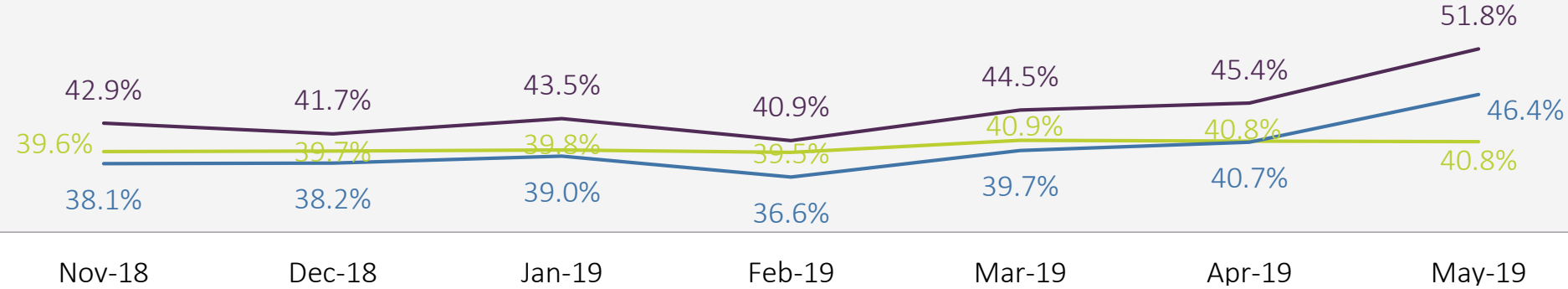
Of all children in care on the first day of a 12- month period who had been in care continuously between 12 and 23 months, what percent discharged to permanency within 12 months of the first day? (Higher is better)



Permanency in 24+ Months

National Standard: 30.3%

Of all children in care on the first day of a 12- month period, who had been in care continuously for 24 months or more, what percent discharged to permanency within 12 months of the first day? (Higher is better)

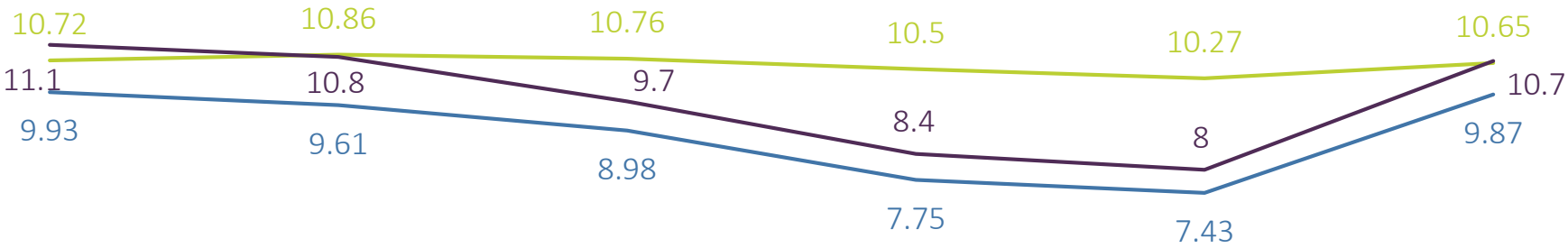


Performance Outcomes

Maltreatment in Foster Care

National Standard: 8.5

Of all children in foster care during a 12-month period, what is the rate of victimization, per 100,000 days of care? (Lower is better)



Recurrence of Maltreatment

National Standard: 9.1%

Of all children who were victims of a substantiated or indicated maltreatment report during a 12-month period, what percent were victims of another substantiated or indicated maltreatment report within 12 months of the initial victimization? (Lower is better)

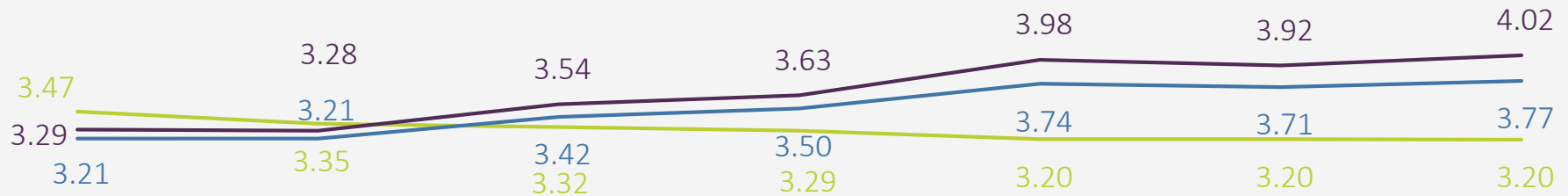


Performance Outcomes

Placement Stability

National Standard: 4.12

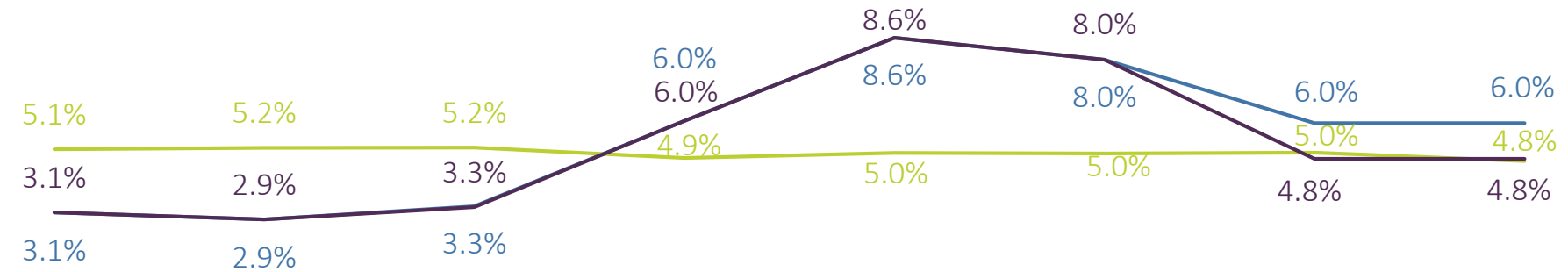
Of all children who enter care in a 12- month period, what is the rate of placement moves, per 1,000 days of foster care? (Lower is better)



Re-entry to Foster Care in 12 Months

National Standard: 8.3%

Of all children who enter care in a 12- month period, who discharged within 12 months to reunification, live with relative, or guardianship, what percent re-entered care within 12 months of their discharge? (Lower is better)



Oct-18 Nov-18 Dec-18 Jan-19 Feb-19 Mar-19 Apr-19 May-19

Adoption Dissolutions

0% *There were no adoption dissolutions between October 1, 2018 – June 30, 2019.*



Adoption Finalizations

