



WMPC Network
Annual Performance Report
October – September 2019



FY2019 Comparative Performance Analysis

Source: MiSACWIS Info View Reports, retrieved 11/2019

		Worker-Child	Worker-Parent	Parent-Child	Worker-Supervisor
Social Work Contacts 	Benchmark	95%	85%	85%	95%
	<i>WMPC Network Total FY19</i>	95%	66%	48%	98%
	WMPC Network Total FY18	88%	63%	52%	96%
	State of Michigan Average FY19	89%	60%	43%	93%

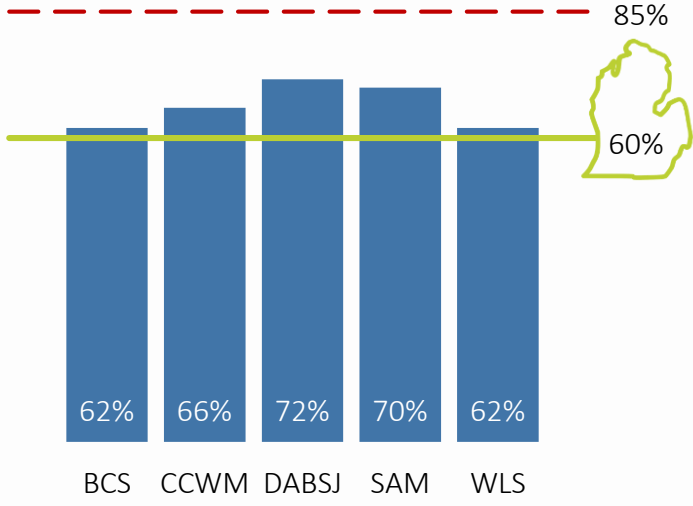
		Initial Medical	Yearly/Periodic Medical	Initial Dental	Yearly Dental
Medicals & Dentals 	Benchmark	85%	95%	90%	95%
	<i>WMPC Network Total FY19</i>	84%	85%	75%	86%
	WMPC Network Total FY18	84%	84%	77%	86%
	State of Michigan Average FY19	82%	84%	81%	80%

		Initial Service Plans	Updated Service Plans	Plan Approvals
Service Plans 	Benchmark	85%	85%	95%
	<i>WMPC Network Total FY19</i>	85%	92%	91%
	WMPC Network Total FY18	71%	89%	87%
	State of Michigan Average FY19	78%	89%	88%

Worker - Parent Visits

At least 85% of parents whose children have a permanency goal of reunification shall have face to face contact by the assigned caseworker in accordance with the guidelines in FOM.

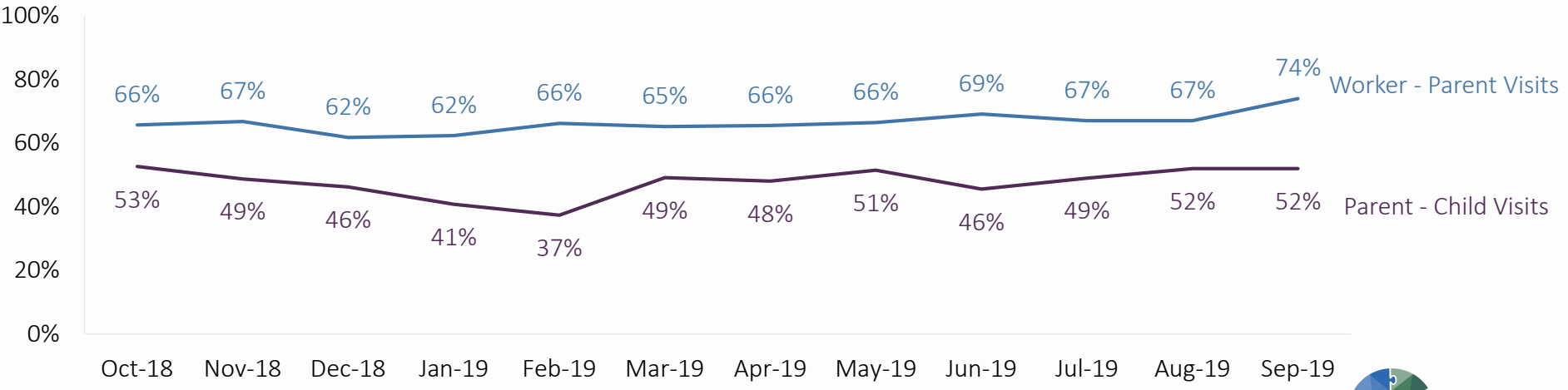
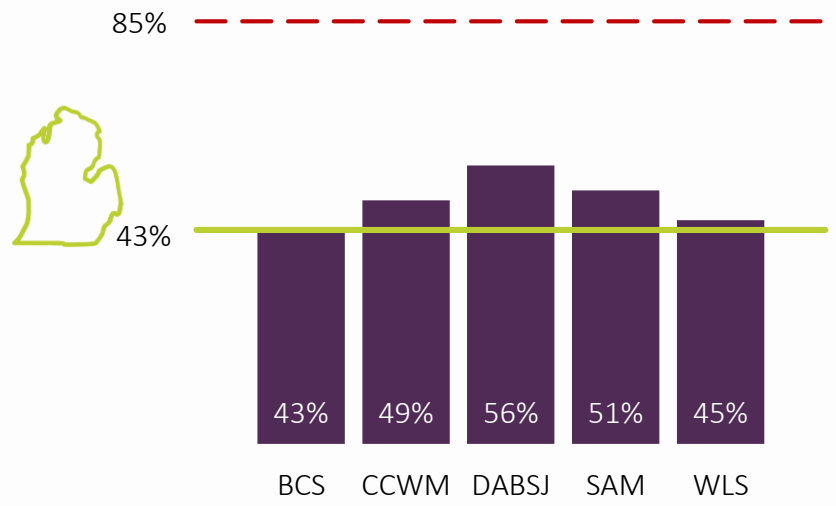
FY2019 Network Average is 66%



Parent - Child Visits

No fewer than 85% of children with a goal of reunification shall have visitation with their parent(s) at least weekly for youth six years old or older and at least twice per week for youth 0-5 years old.

FY2019 Network Average 48%



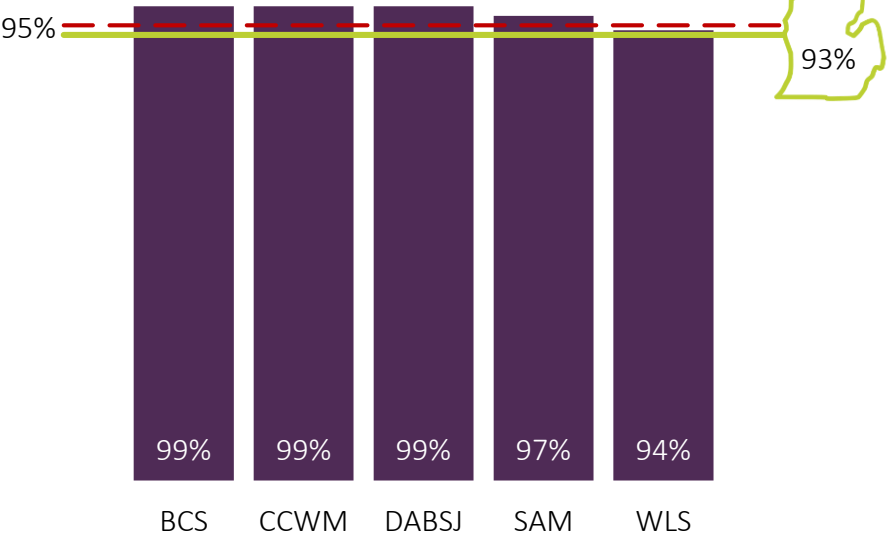
Source: MiSACWIS Social Work Contacts Timeliness Info View Report, retrieved November 4, 2019; MDHHS Children's Services Agency - MMR Scorecard statewide performance, October 2018 - September, 2019



Worker - Supervisor Visits

At least 95% of supervisors shall meet at least monthly with each assigned case worker to review the status and progress of each case on the worker's caseload.

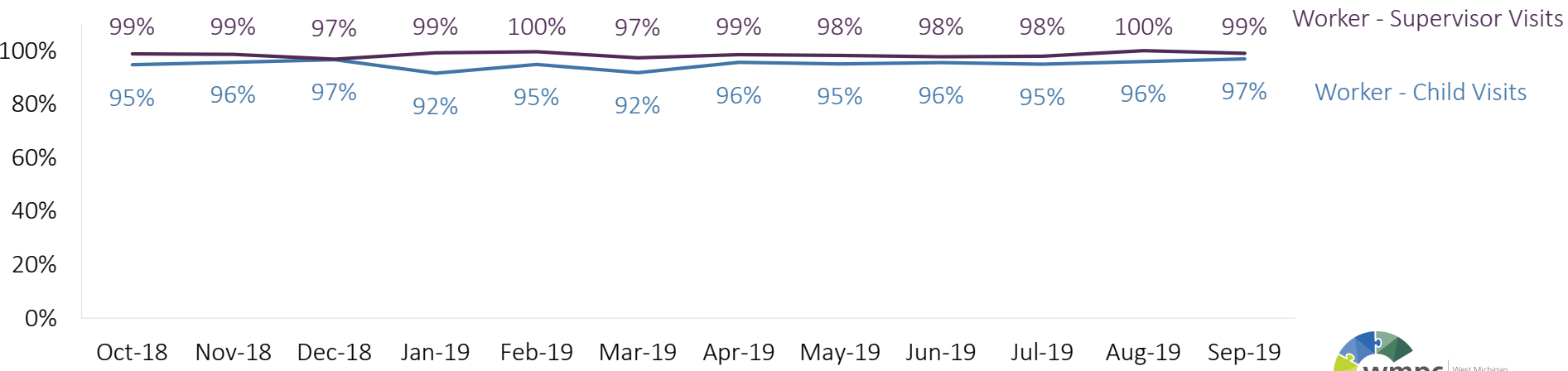
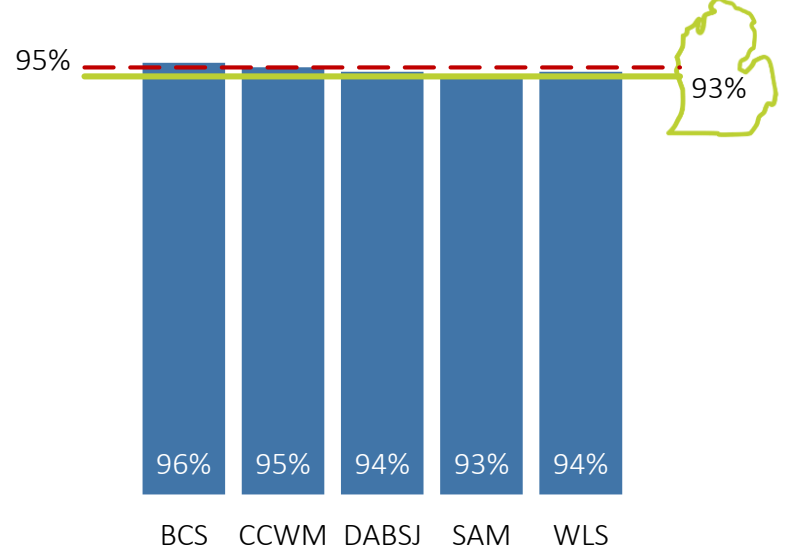
FY2019 Network Average is 98%



Worker - Child Visits

At least 95% of children will be visited by their assigned worker

FY2019 Network Average is 95%



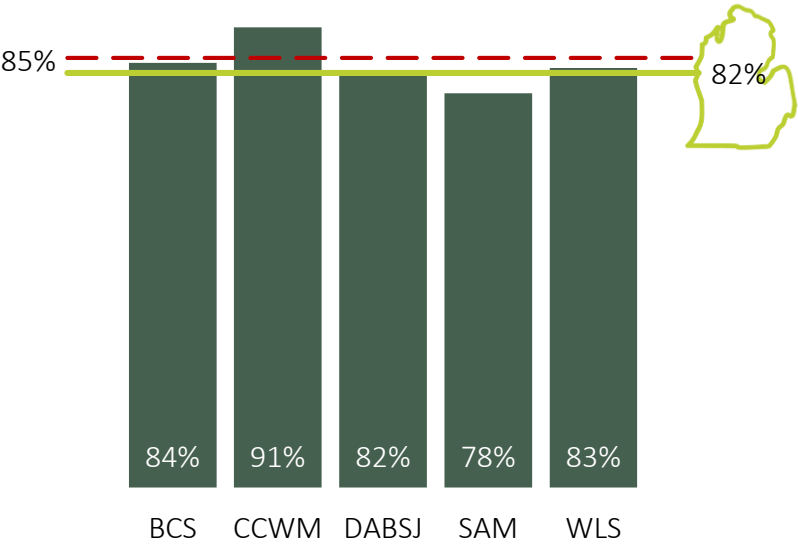
Source: MiSACWIS Social Work Contacts Timeliness Info View Report, retrieved November 4, 2019; MDHHS Children's Services Agency - MMR Scorecard statewide performance, October 2018 - September, 2019



Initial Medical Exams

At least 85% of children will have an initial medical examination within 30 days of removal.

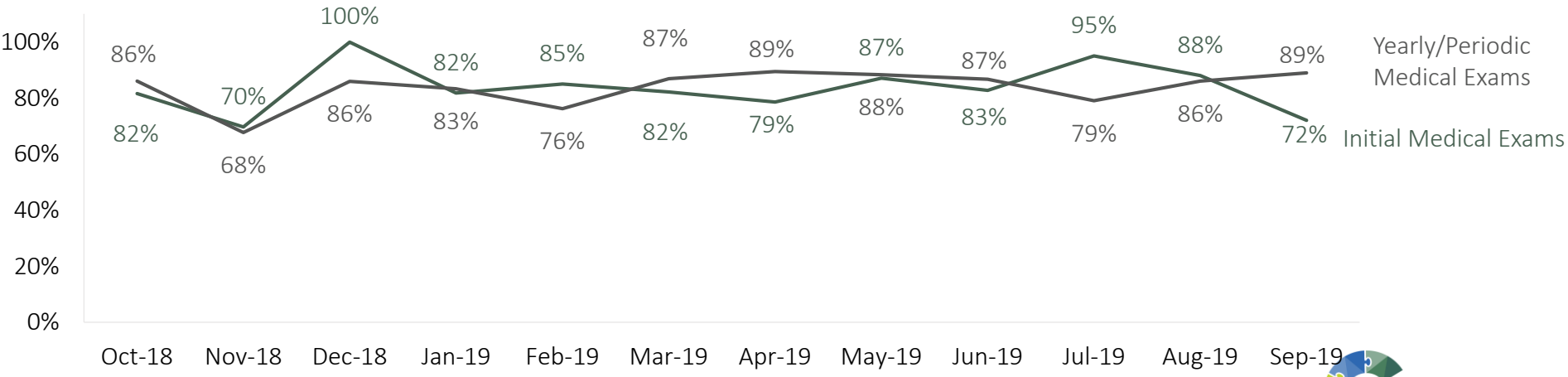
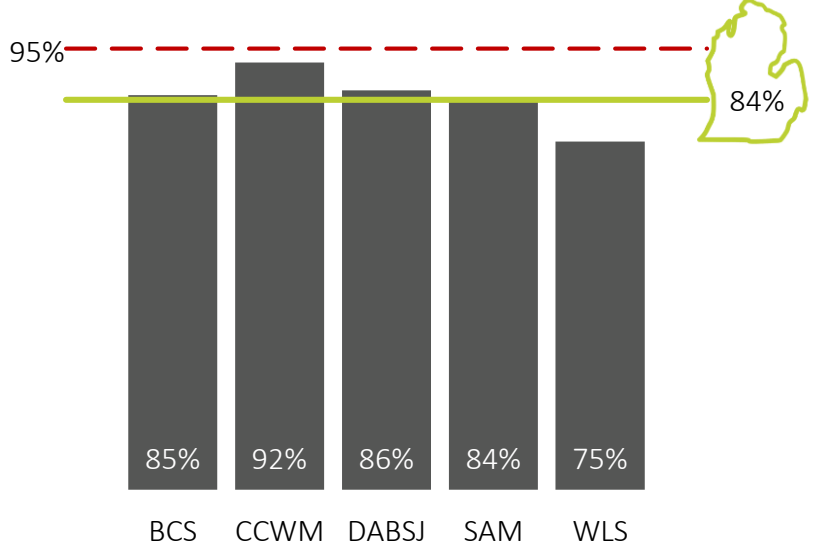
FY2019 Network Average 83%



Yearly/Periodic Medical Exams

Following an initial medical examination, at least 95% of children shall receive periodic medical examinations and screenings according to the guidelines set forth by the American Academy of Pediatrics.

FY2019 Network Average 85%



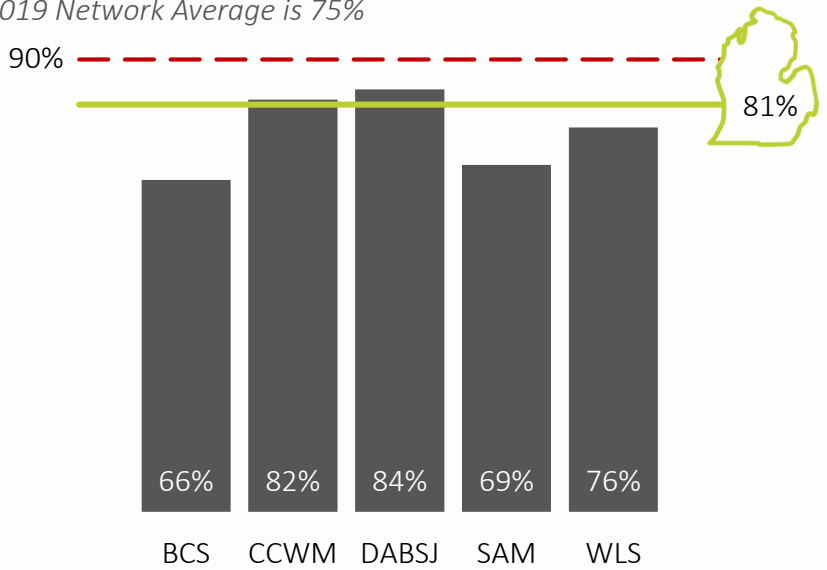
Source: MiSACWIS Medical Exam Timeliness Info View Report, retrieved November 4, 2019; MDHHS Children's Services Agency - MMR Scorecard statewide performance, October 2018 - September, 2019



Initial Dental Exams

At least 90% of children shall have an initial dental examination within 90 days of removal unless the child has had an exam within six months prior to placement or the child is less than four years of age.

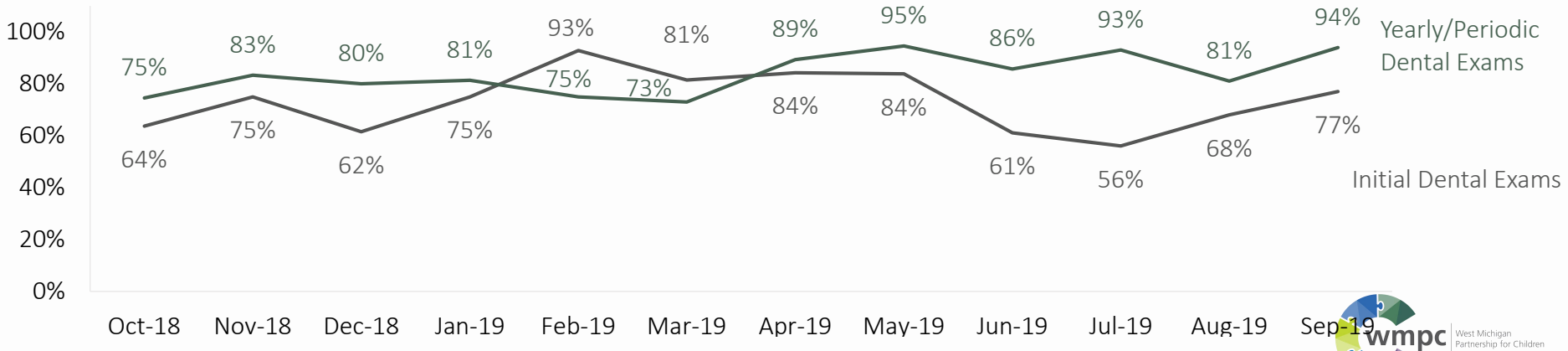
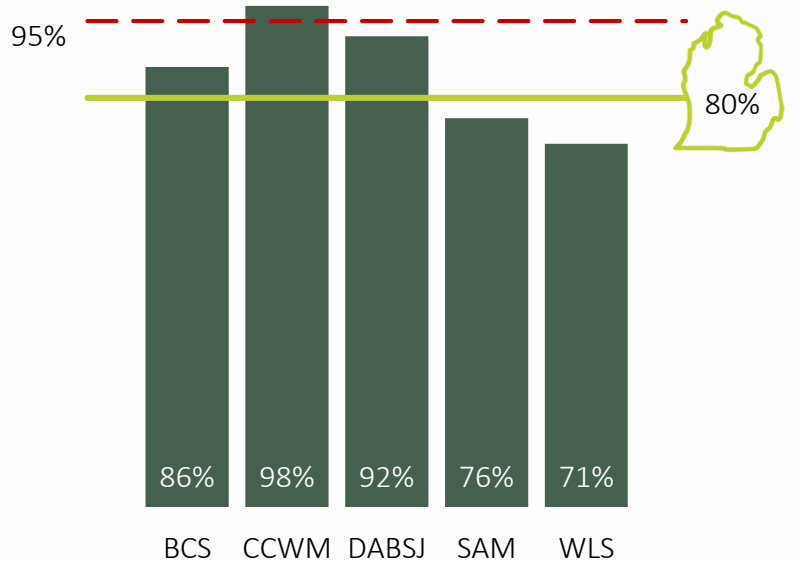
FY2019 Network Average is 75%



Yearly Dental Exams

At least 95% of applicable children shall have a dental examination at least every 12 months

FY2019 Network Average is 86%

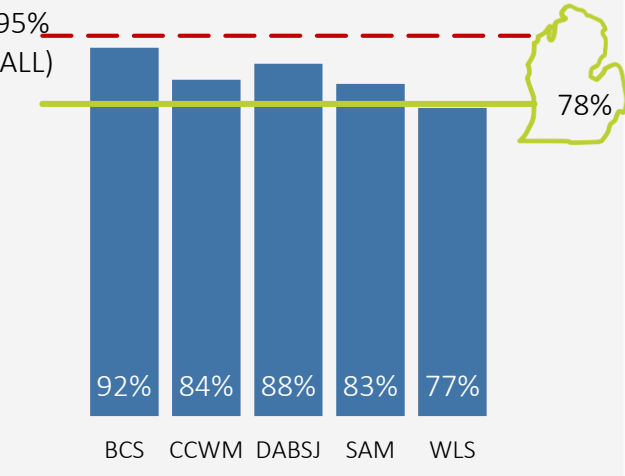


Source: MISACWIS Dental Exam Timeliness Info View Report, retrieved November 4, 2019; MDHHS Children's Services Agency - MMR Scorecard statewide performance, October 2018 - September, 2019

Initial Service Plans

At least 95% of children shall have an initial service plan completed within 30 days of entry into foster care and quarterly thereafter.

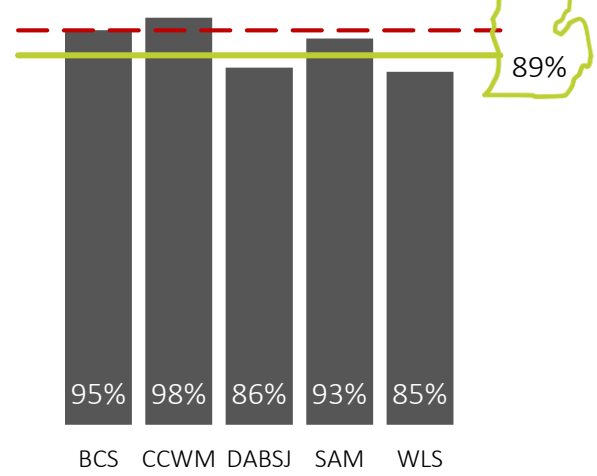
FY2019 Network Average is 85%



Updated Service Plans

At least 95% of children shall have a service plan updated quarterly.

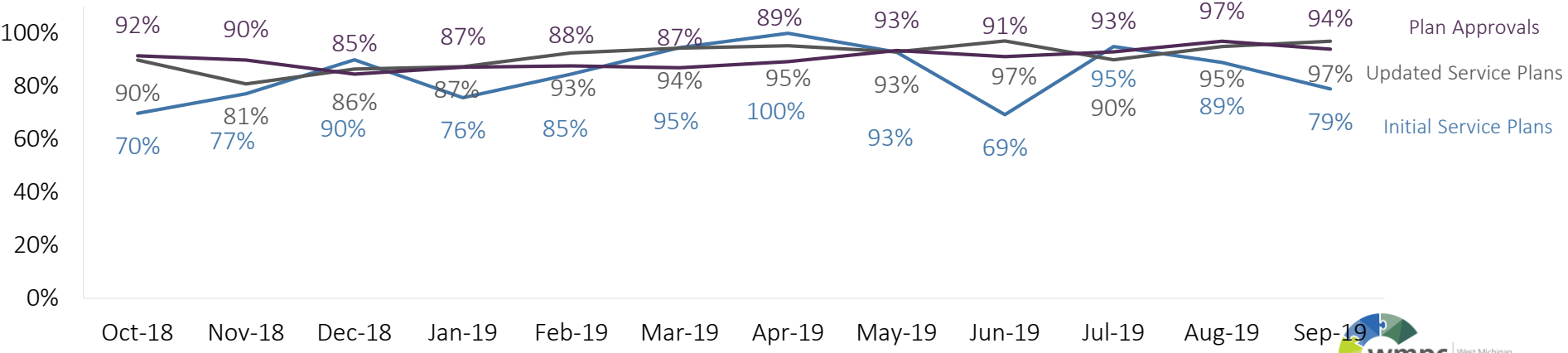
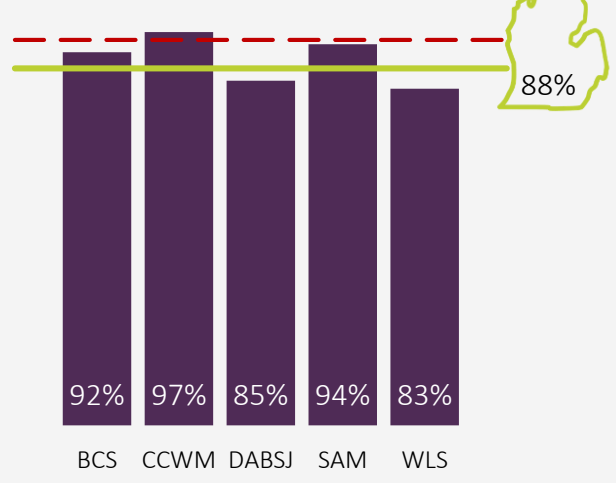
FY2019 Network Average 92%



Plan Approvals

At least 95% of children shall have a case service plan approved within 14 days of case worker submission to the supervisor for review.

FY2019 Network Average 91%



Source: MISACWIS Caseworker Service Plan Timeliness Info View Report, retrieved November 4, 2019; MDHHS Children's Services Agency - MMR Scorecard statewide performance, October 2018 - September, 2019



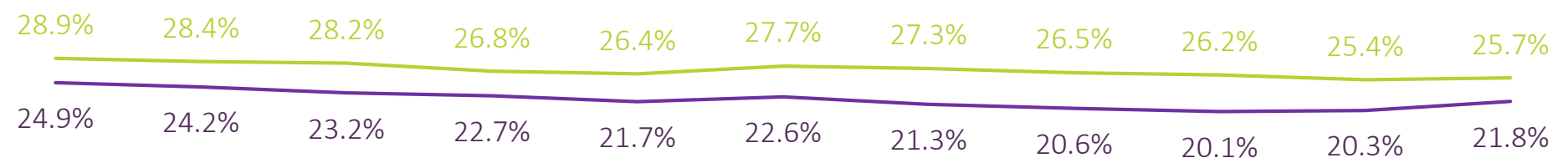
Performance Outcomes

State of Michigan

WMPC

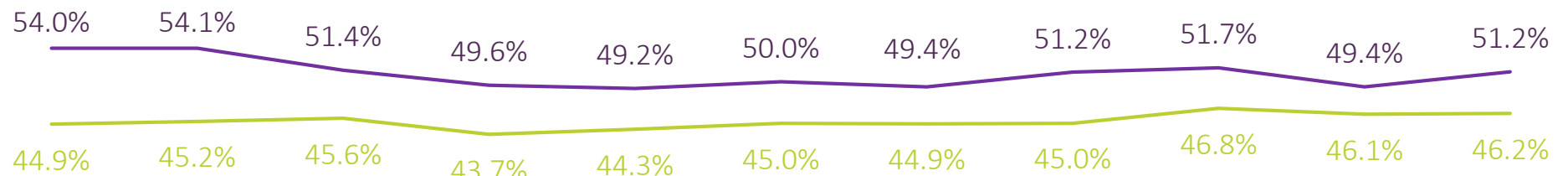
Permanency in 12 months (higher is better)

National Standard: 40.5%



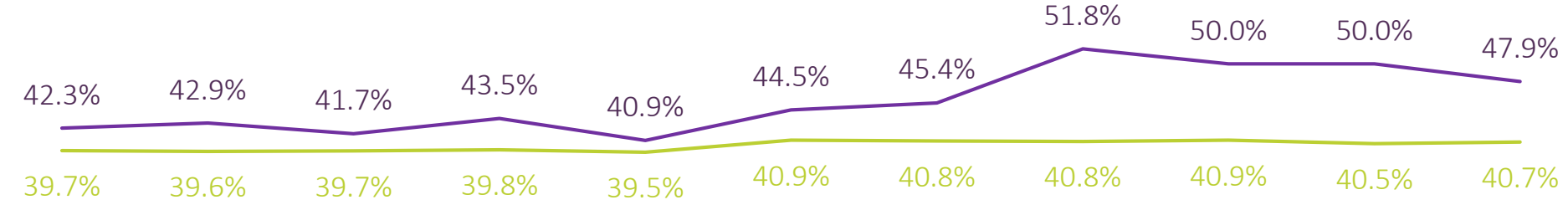
Permanency in 12-23 months (higher is better)

National Standard: 43.6%



Permanency in 24+ (higher is better)

National Standard: 30.3%



Oct-18 Nov-18 Dec-18 Jan-19 Feb-19 Mar-19 Apr-19 May-19 Jun-19 Jul-19 Aug-19

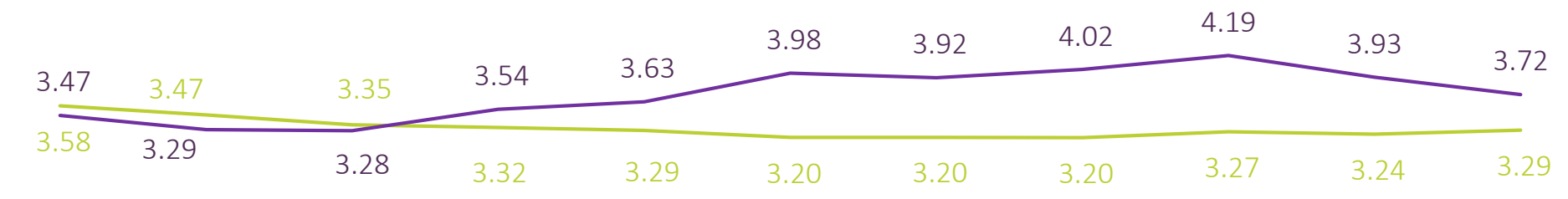
Performance Outcomes

State of Michigan

WMPC

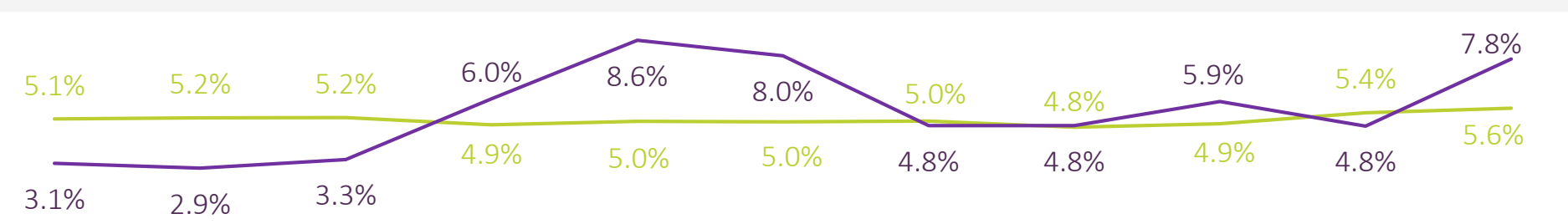
Stability (lower is better)

National Standard: 4.12



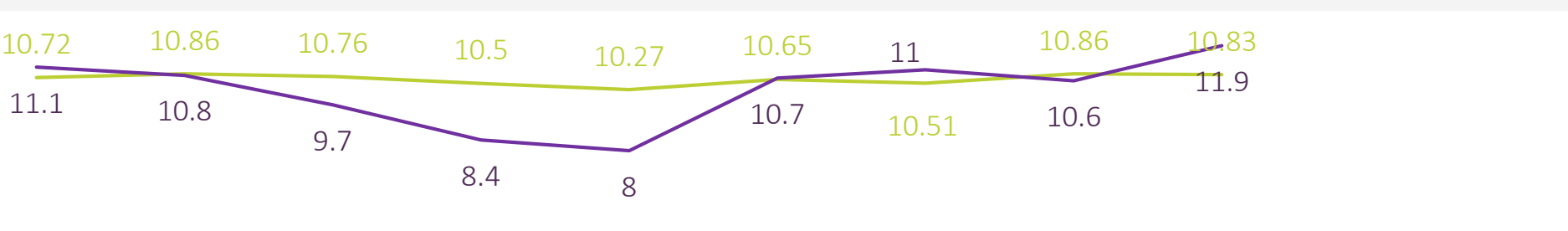
Re-entry (lower is better)

National Standard: 8.3%



Maltreatment in Care (lower is better)

National Standard: 8.5%

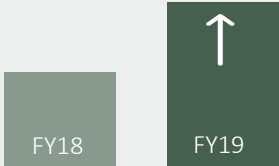


Oct-18 Nov-18 Dec-18 Jan-19 Feb-19 Mar-19 Apr-19 May-19 Jun-19

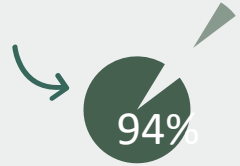
FY2019 Network Contract Measures

Community Placements

The percentage of days WMPC network children placed in community-based foster care in the most family-like setting increases by 3% from the previous year.

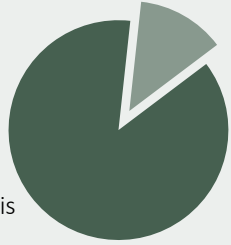


The percentage of days WMPC network children placed in community-based foster care in the most family-like setting will meet or exceed 94%..



89%

of WMPC network children were placed in community settings. This is a 2% increase from FY18.




Source: Mindshare Incentive One Dashboard, retrieved 11/05/19.

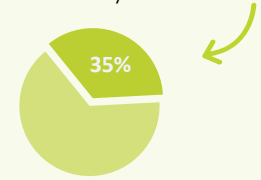
Relative Placements

Achieve either of the following goals:

The percentage of days children placed in relative care increases by 6% from the previous year.



At least 35% of all children served by the WMPC network are in relative care each year.



38%


of all children served by the WMPC network were in relative care. This is a 3% increase from FY18.

Source: Mindshare Incentive Three Dashboard, retrieved 11/05/19.


FY2019 Network Contract Measures



Licensed Foster Homes



The WMPC network will license the number of foster homes required to **meet or exceed their benchmark** for total number of licensed homes as determined by the Kent County AFPRR licensing calculator.



The WMPC network has not met their goal of licensing 127 homes, as of August 2019.

Worker-Parent Contacts

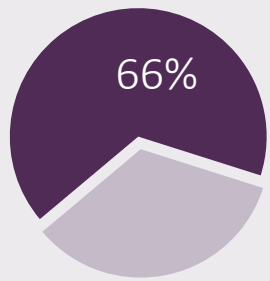
Case workers' timely, monthly face-to-face contacts with parents of children who have a permanency goal of reunification increase by **12%** from the previous year.



At least **85%** of the possible monthly face-to-face contacts occur within the time frame.



66% of case workers' timely, monthly face-to-face contacts with parents of children who have a permanency goal of reunification were completed in FY19. This is a 3% increase from FY18.



Source: MDHHS Non-Related Foster Home Dashboard, selected timeframe 10/18 – 8/31/19

Source: MiSACWIS Social Work Contacts InfoView Report, selected timeframe 10/1/18-9/30/19, retrieved 10/22/19.